



HOME BOOK 01/2024


WWW.HIOORO.EU

SPIS TREŚCI

STOŁY / DUŻE NIEROZKŁADANE - 04 MAŁE NIEROZKŁADANE DUŻE ROZKŁADANE

STELAŻE

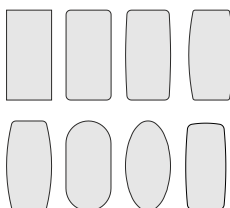
ALTON, ARON, BELLS,
BELLS ART., BELLS ART DUO
BRUX, GEO, HONI
NEST, PYRAMID, ZUCCO
ZUCCO ELIPSA, ZUCCO DUO
ZUCCO DUO ART, VICCO
VISION, YOKO



STOŁY / DUŻE NIEROZKŁADANE - 06

BLATY

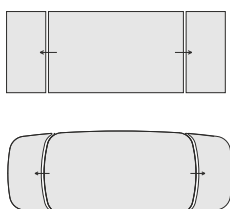
ALTON, ARON, BELLS,
BELLS ART., BELLS ART DUO
BRUX, GEO, HONI
NEST, PYRAMID, ZUCCO
ZUCCO ELIPSA, ZUCCO DUO
ZUCCO DUO ART, VICCO
VISION, YOKO



STOŁY / DUŻE ROZKŁADANE - 07

BLATY

ALTON, ARON, BELLS,
BELLS ART., BELLS ART DUO
BRUX, GEO, HONI
NEST, PYRAMID, ZUCCO
ZUCCO ELIPSA, ZUCCO DUO
ZUCCO DUO ART, VICCO
VISION, YOKO



STOŁY / MAŁE - 09

BLATY

ALTON, ARON, BELLS,
BELLS ART., BELLS ART DUO
BRUX, GEO, HONI
NEST, PYRAMID, ZUCCO
ZUCCO ELIPSA, ZUCCO DUO
ZUCCO DUO ART, VICCO
VISION, YOKO



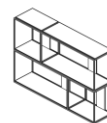
REGAŁY - 10

LOOMI



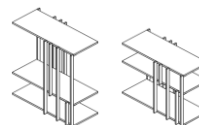
REGAŁY - 10

SALL



REGAŁY - 11

ALTON



REGAŁY - 11

DROP



STOLIKI KAWOWE - 11

ENCO



STOLIKI KAWOWE - 12

SALL



STOLIKI KAWOWE - 12

SALL



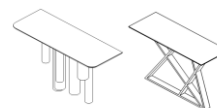
STOLIKI KAWOWE - 12

LOOMI



KONSOLE - 12

ARON, ALTON
BELLS, BELLS ART
GEO, HONI



STOLIKI KAWOWE - 13

UNICO / UNICO DUO



STOLIKI KAWOWE - 13

MORLO



STOLIKI KAWOWE - 14

ZUCCO / ZUCCO ART



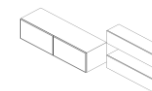
STOLIKI KAWOWE - 14

BELLS / BELLS MINI



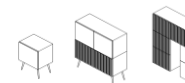
SZAFKI RTV - 15

FANN



SZAFKI - 16

ALTON



BIURKO / TOALETKA - 17

MOOA



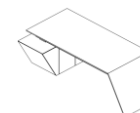
BIURKO / TOALETKA - 17

KOKO



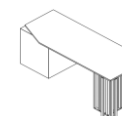
MEBLE BIUROWE - 18

LIBES



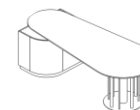
MEBLE BIUROWE - 18

ALTON



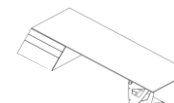
MEBLE BIUROWE - 19

BELLS



MEBLE BIUROWE - 19

SILESIA



MATERIAŁY 23-26

SPIEKI KWARCOWE

LAMINAM
SUPERIOR NATURAL SURFACES

FORIM
DESIGN IS OUR PASSION

MATERIAŁY 27

SPIEKI KWARCOWE

NEOLITH

MATERIAŁY 28

PŁYTY LAKIEROWANE
SOFT-TOUCH
PŁYTY W STRUKTURZE

MATERIAŁY 29-31

STELAŻE ZE STALI CZARNEJ
STELAŻE Z METALI
SZLACHETNYCH W MASYWIE

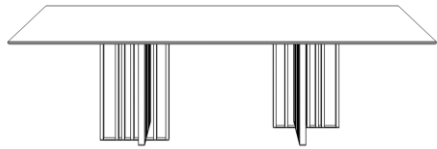
MATERIAŁY 29

BLATY DREWNIANE
FORNIROWANE
SZKLANE

30

MATERIAŁY

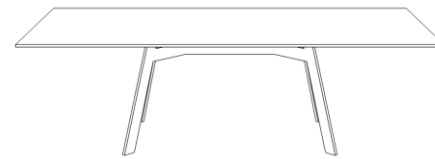
BLATY MARMUROWE



ALTON



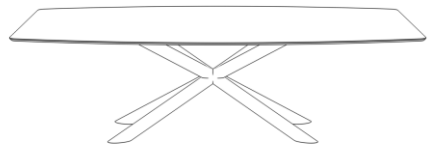
BRUX



ARON



GEO



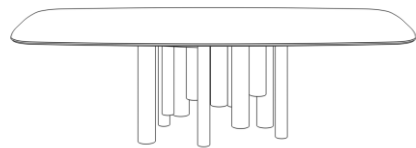
BELLS



HONI



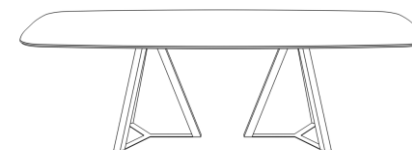
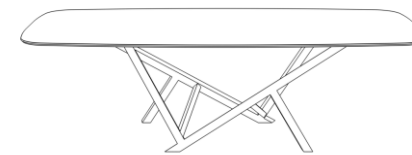
NEST



BELLS ART




BELLS ART DUO

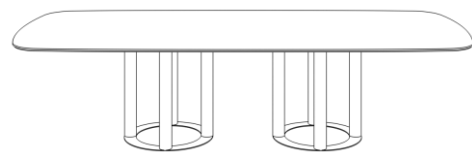
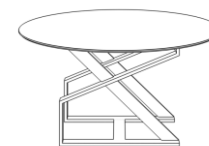




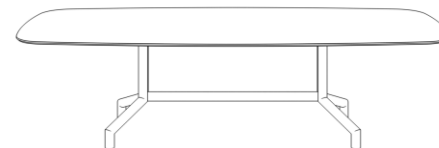
ZUCCO



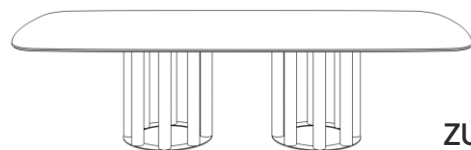
VICCO




ZUCCO DUO



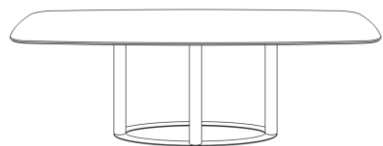
VISION



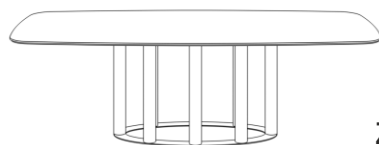
ZUCCO DUO ART



YOKO



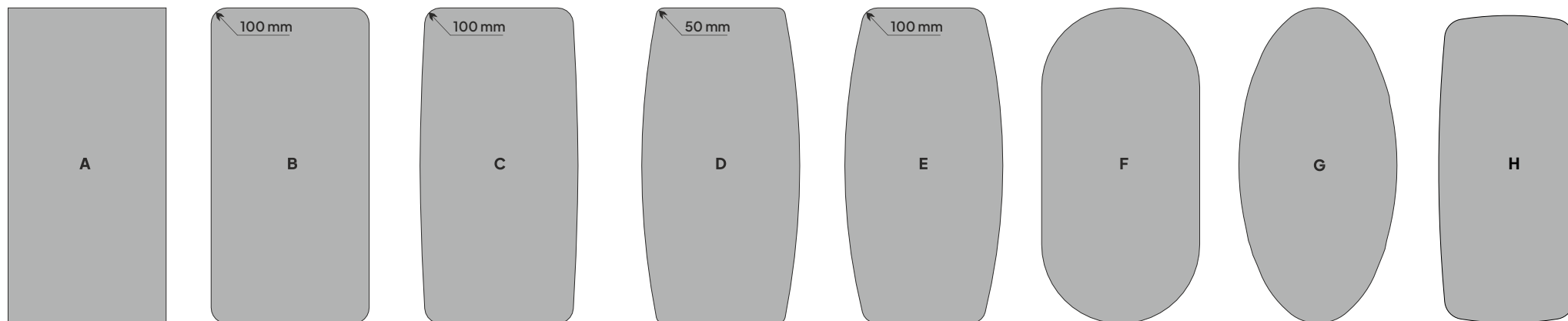
ZUCCO ELIPSA



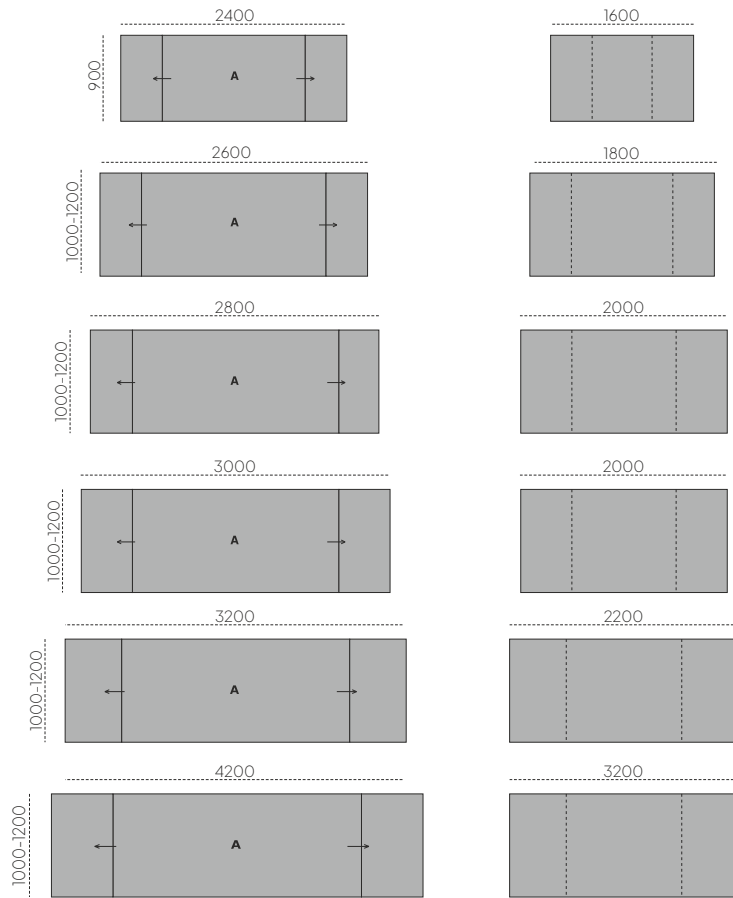
ZUCCO ELIPSA ART

STOŁY DUŻE / rozmiary i kształty

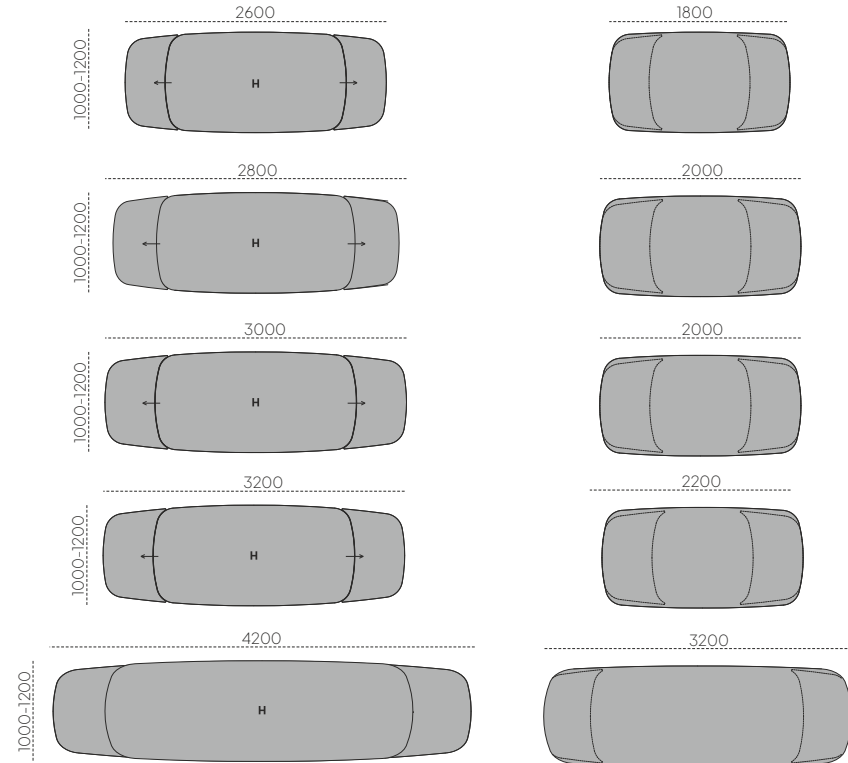
	ALTON	ARON ARON ART	BELLS ART BELLS ART DUO	BELLS	BRUX	GEO	HONI	NEST	PYRAMID	ZUCCO ZUCCO ART	ZUCCO DUO ZUCCO ART DUO	VICCO	VISION	YOKO
WYMIAR MINIMALNY (DŁ. / SZER.)	2000 x 800	2000 x 1000	2200 x 1100	2200 x 1100	1600 x 800	1600 x 900	1600 x 900	2200 x 1000	1800 x 900	1800 x 900	2200 x 1100	1600 x 900	2200 x 900	2000 x 900
WYMIAR MAKSYMALNY (DŁ. / SZER.)	3200 x 1400	3200 x 1400	3200 x 1400	3200 x 1400	3200 x 1400	3200 x 1400	2800 x 1400	3200 x 1400	2800 x 1400	3200 x 1400	3200 x 1400	2800 x 1400	3200 x 1400	2800 x 1400
KSZTAŁT REKOMENDOWANY	A,B,C,D E,F,G,H	A,B,C,D E,F,H	A,B,C,D E,F,H	B,C,D E,F,G,H	A,B,C,D E,G,H	A,B,C,D E,F,G,H	A,B,C,D E	A,B,C,D E	A,B,C,D E,F,G,H	A,B,C,D	A,B,C,D E,F,H	A,B,C,D E	A,B,C,D E,F,H	A,B,C,D E
STOŁY ROZKŁADANE	1800 / 2600x1000 2000 / 3000x1000 2200 / 3200x1000 3200 / 4200x1000	● A,H	● A,H	● A,H	● A,H	● A,H	● A,H	● A,H	● A,H	● A,H	● A,H	● A,H	● A,H	● A,H
	1600 / 2400x900	● A,H	● A,H			● A	● A	● A,H		● A,H	● A,H		● A,H	● A,H



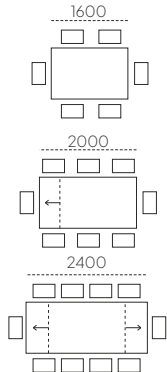
STOŁY ROZKŁADANE PROSTOKĄTNE



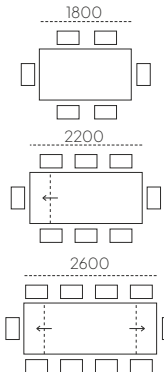
STOŁY ROZKŁADANE OWALNE



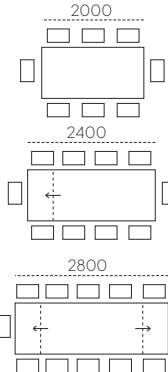
Stół ROZKŁADANY
1600 / 2400 x 900



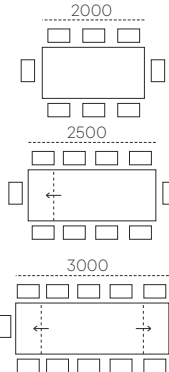
Stół ROZKŁADANY
1800 / 2600 x 1000



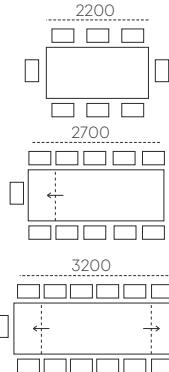
Stół ROZKŁADANY
2000 / 2800 x 1000



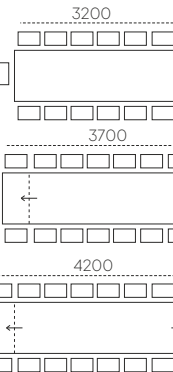
Stół ROZKŁADANY
2000 / 3000 x 1000



Stół ROZKŁADANY
2200 / 3200 x 1000



Stół ROZKŁADANY
3200 / 4200 x 1000



RODZAJE WYKOŃCZENIA
KRAWĘDZI BLATÓW

DOSTAWKI ZE SPIEKÓW KWARCOWYCH
Z KRAWĘDZIAMI PODREZOWANYMI NA 45 ST.

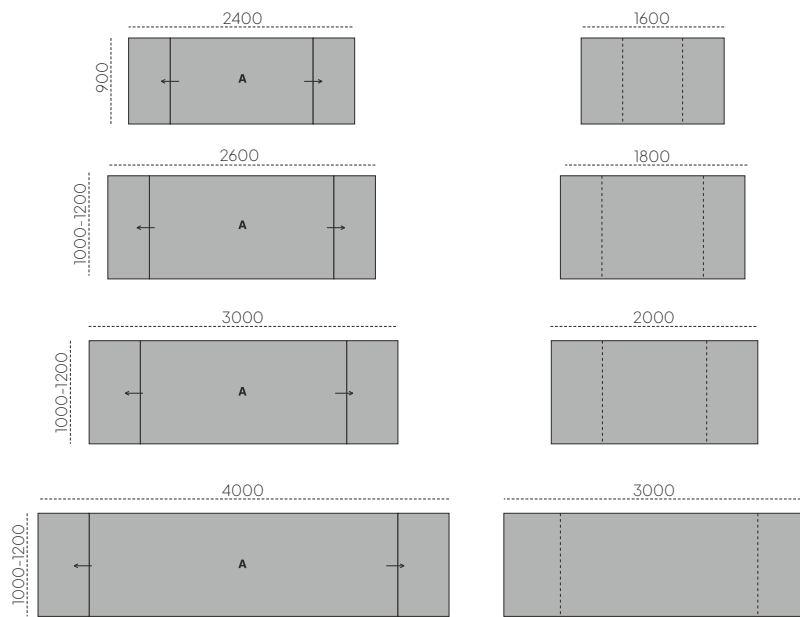


BLAT GŁÓWNY ZE SPIEKÓW KWARCOWYCH
Z PROSTYMI KRAWĘDZIAMI



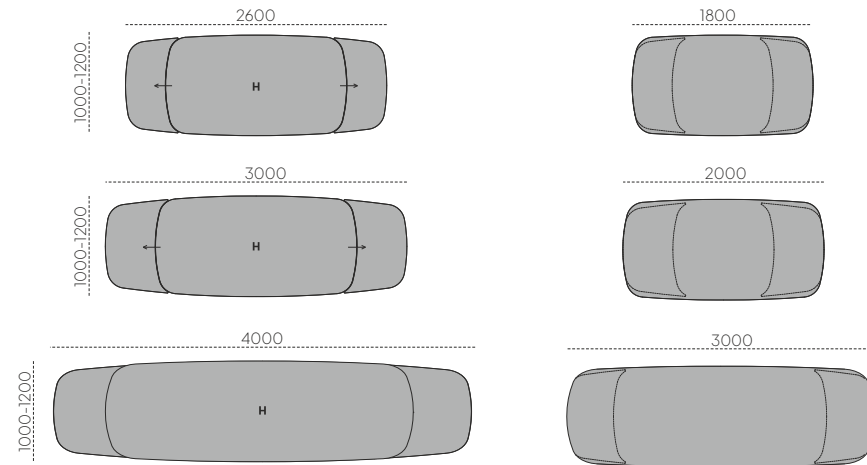
BLATY ROZKŁADANE Z BLATEM DREWNIANYM

STOŁY ROZKŁADANE PROSTOKĄTNE



BLATY ROZKŁADANE Z BLATEM DREWNIANYM

STOŁY ROZKŁADANE OWALNE



RODZAJE WYKOŃCZENIA KRAWĘDZI BLATÓW

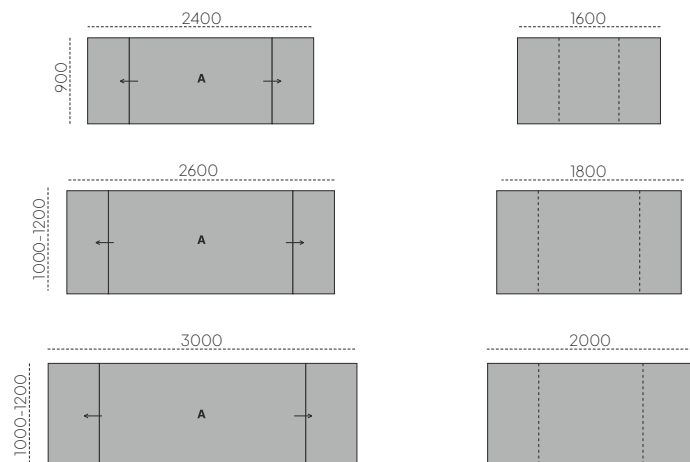
DOSTAWKI Z DREWNA LUB FORNIRU
Z KRAWĘDZIAMI PODREZOWANYMI NA 45 ST.

BLAT GŁÓWNY Z DREWNA LUB FORNIRU
Z PROSTYMI KRAWĘDZIAMI

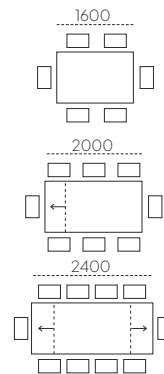


BLATY ROZKŁADANE Z BLATEM FORNIROWANYM

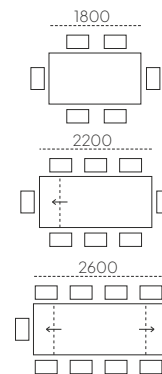
STOŁY ROZKŁADANE PROSTOKĄTNE



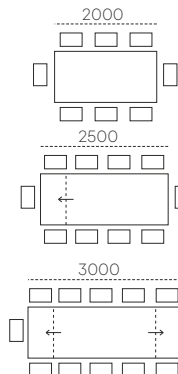
Stół ROZKŁADANY
1600 / 2400 x 900



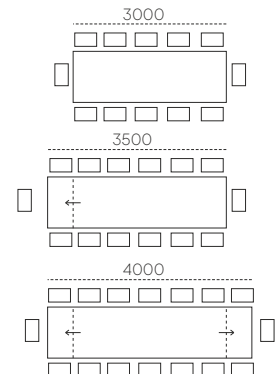
Stół ROZKŁADANY
1800 / 2600 x 1000



Stół ROZKŁADANY
2000 / 3000 x 1000

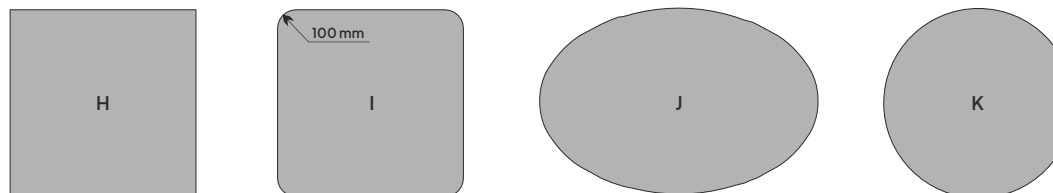


Stół ROZKŁADANY
3000 / 4000 x 1000

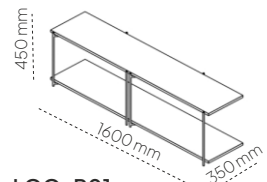


STOŁY MAŁE / rozmiary i kształty

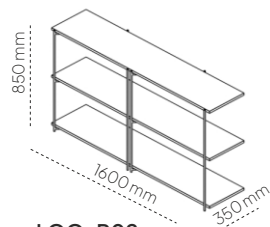
	ALTON	ARON	BELLS ART	BELLS	BELLS II	BRUX	GEO	HONI	NEST	PYRAMID	ZUCCO / ART	VISION	VICCO	YOKO
WYMIAR MINIMALNY (DŁ. / SZER.)	Ø 800	Ø 1000	Ø 1100	Ø 1000	Ø 800	Ø 1000	Ø 1000	Ø 1000	Ø 1000	Ø 800	Ø 1000	Ø 1000	Ø 1000	Ø 1000
WYMIAR MAKSYMALNY (DŁ. / SZER.)	Ø 1400	Ø 1400	Ø 1400	Ø 1600	Ø 1200	Ø 1600	Ø 1600	Ø 1200	Ø 1200	Ø 1000	Ø 1600	Ø 1400	Ø 1200	Ø 1600
KSZTAŁT REKOMENDOWANY	H, I, J, K	H, I, K	H, I, K	H, I, J, K	K	H, I, J, K	H, I, J, K	H, I, J, K	H, I, K	K	H, I, J, K	H, I, K	H, I, J, K	H, I, J, K



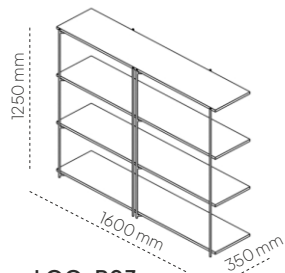
ARON ART			ZUCCO ART											
ALTON	ARON	BELLS ART	BELLS	BELLS II	BRUX	GEO	HONI	NEST	PYRAMID	ZUCCO	VICCO	VISION	YOKO	
•	•	•	•	•	•	•	•	•	•	•	•	•	•	STE - 01 STAL CZARNY MAT
•	•	•	•	•	•	•	•	•	•	•	•	•	•	STE - 02 STAL BIAŁY MAT
•		•	•	•	•	•						•		STE - 03 STAL NIERDZEWNA POLEROWANA
•		•	•	•	•	•						•		STE - 04 STAL NIERDZEWNA POLEROWANA IMITACJA MOSIĄDZU
•		•	•	•								•		STE - 05 MOSIĄDZ POLEROWANY
•		•	•	•								•		STE - 06 MOSIĄDZ SZLIFOWANY PÓŁMAT
•		•	•	•								•		STE - 07 MOSIĄDZ SZLIFOWANY PATYNA
•		•	•	•	•	•						•		STE - 08 STAL NIERDZEWNA POLEROWANA IMITACJA MIEDZI
•	•	•	•	•	•	•	•	•	•	•	•	•	•	STE - 10 STAL CZARNA KOLOR ŻŁOTY PÓŁMAT
•		•	•	•	•	•						•		STE - 11 STAL NIERDZEWNA POLEROWANA IMITACJA CZARNEGO CHROMU
•	•	•	•	•	•	•	•	•	•	•	•	•	•	STE - 12 STAL MARRONE MAT
•	•	•	•	•	•	•	•	•	•	•	•	•	•	STE - 13 STAL CHAMPAGNE MAT
•	•	•	•	•	•	•	•	•	•	•	•	•	•	STE - 14 STAL TERRA MAT
•	•	•	•	•	•	•	•	•	•	•	•	•	•	STE - 15 STAL GREY MAT
•	•	•	•	•	•	•	•	•	•	•	•	•	•	STE - 16 STAL CARBON MAT



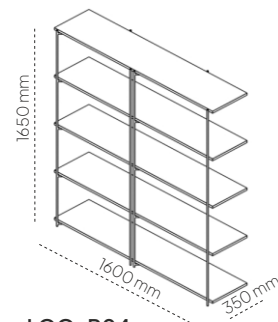
LOO-R01



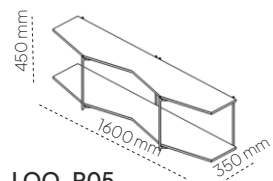
LOO-R02



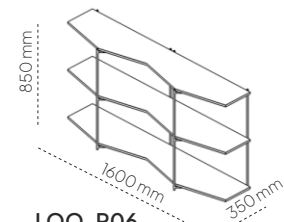
LOO-R03



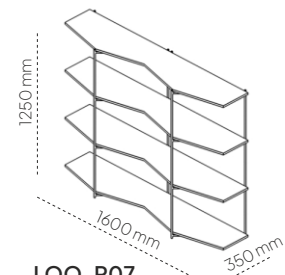
LOO-R04



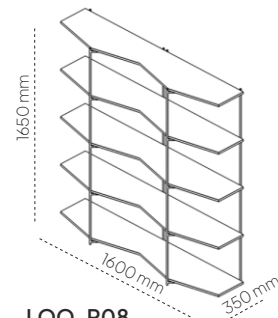
LOO-R05



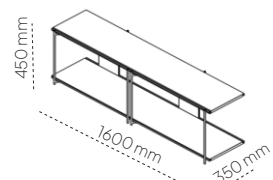
LOO-R06



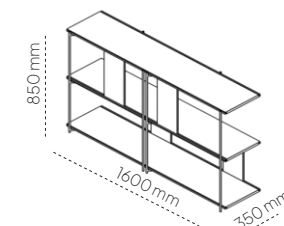
LOO-R07



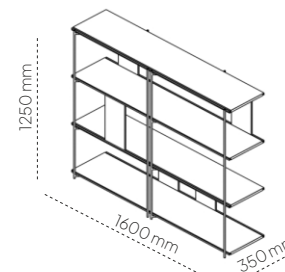
LOO-R08



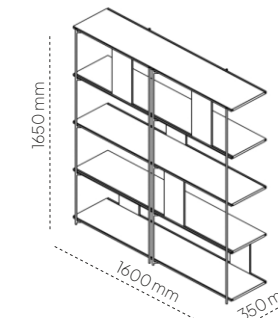
LOO-R09



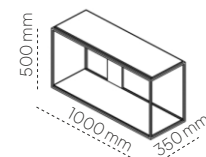
LOO-R10



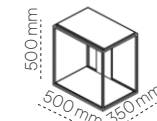
LOO-R11



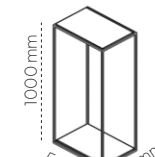
LOO-R12



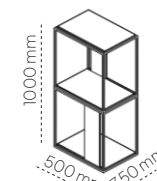
SAL-R01*



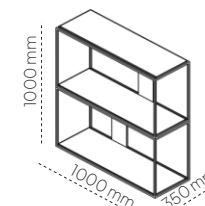
SAL-R02*



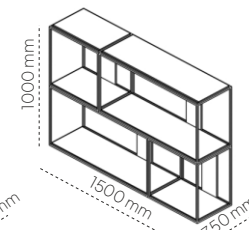
SAL-R03



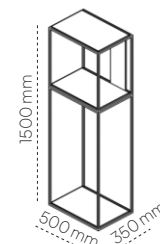
SAL-R04*



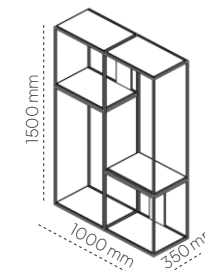
SAL-R05*



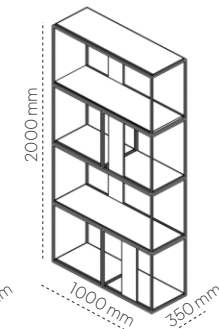
SAL-R06*



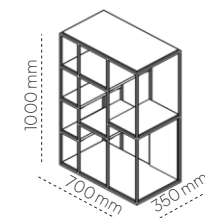
SAL-R07*



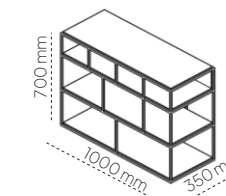
SAL-R08*



SAL-R09*



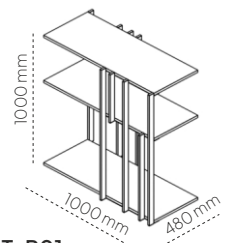
SAL-R10



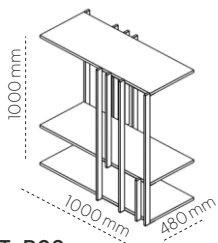
SAL-R11

* - W regałach SALL R01-R09 dekor z spieków kwarcowych jako opcja dodatkowa.
Ilość dekorów w regałach SALL do samodzielnej konfiguracji.

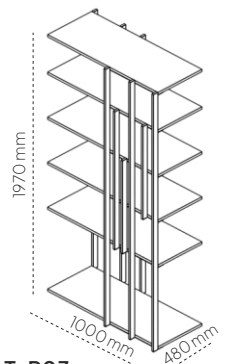
ALTON - REGAŁY



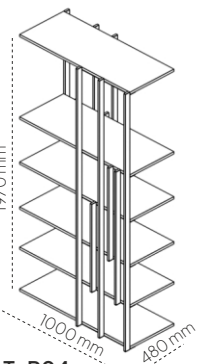
ALT-R01



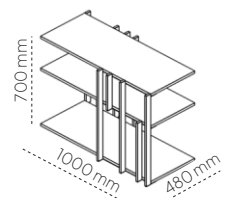
ALT-R02



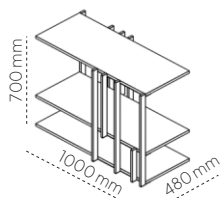
ALT-R03



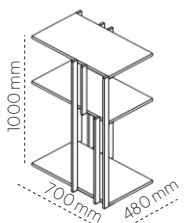
ALT-R04



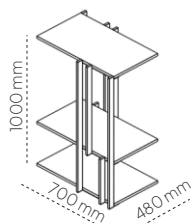
ALT-R05



ALT-R06

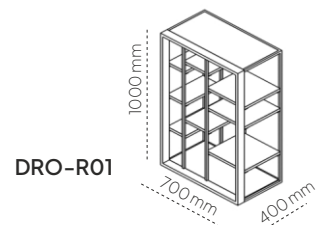


ALT-R07

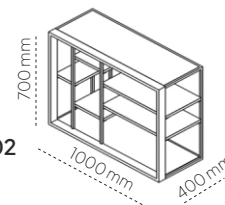


ALT-R08

DROP - REGAŁY



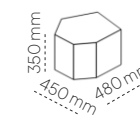
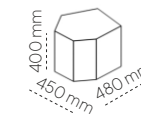
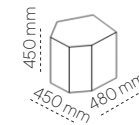
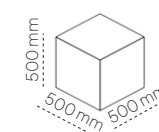
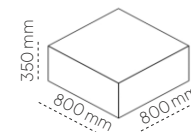
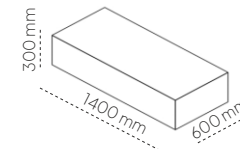
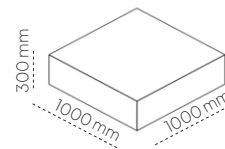
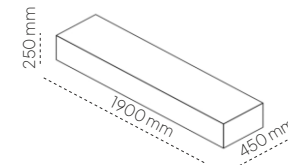
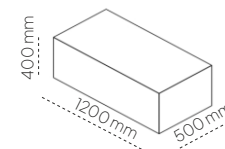
DRO-R01



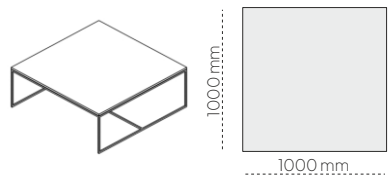
DRO-R02

REGAŁY - RODZAJE PÓŁEK	ALTON	DROP	LOOMI	SALL
SPIEK CERAMICZNY Z SZKŁEM			•	
PŁYTA LAMINOWANA	•	•	•	•

ENCO - STOLIKI KAWOWE



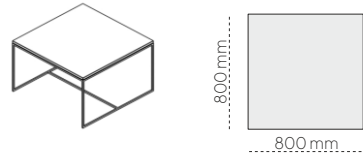
SALL - STOLIKI KAWOWE



H - 450, 350 mm



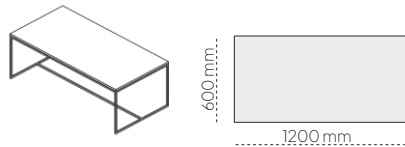
H - 450, 400, 350 mm



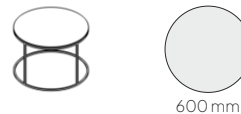
H - 450, 350 mm



H - 450, 400, 350 mm



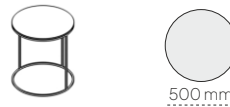
H - 450, 350 mm



H - 450, 400 mm



H - 530, 450 mm

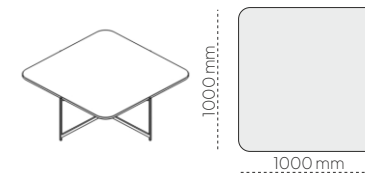


H - 530, 450 mm

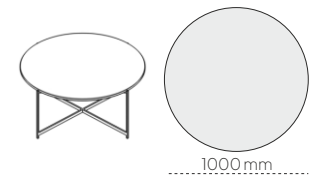


H - 530, 450 mm

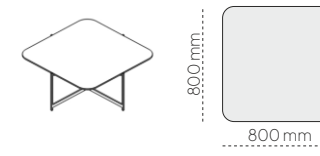
LOOMI - STOLIKI KAWOWE



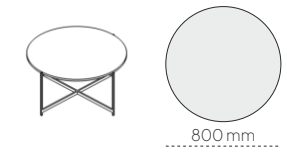
H - 450, 400, 350 mm



H - 450, 400, 350 mm



H - 450, 400, 350 mm



H - 450, 400, 350 mm

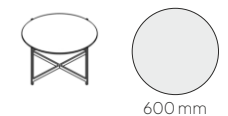


H - 450, 400, 350 mm

(x2) *Możliwość zastosowania dwóch blatów*



H - 400, 350 mm



H - 450, 400 mm

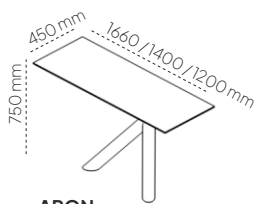


H - 550, 450 mm

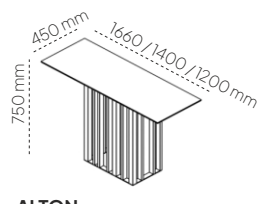


H - 530, 450 mm

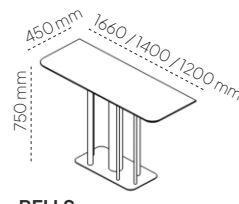
KONSOLE



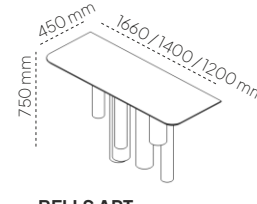
ARON



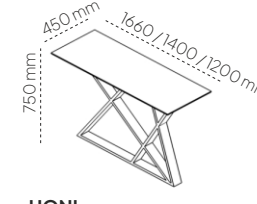
ALTON



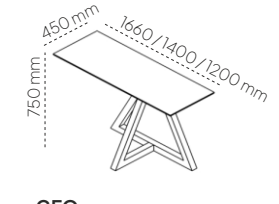
BELLS



BELLS ART



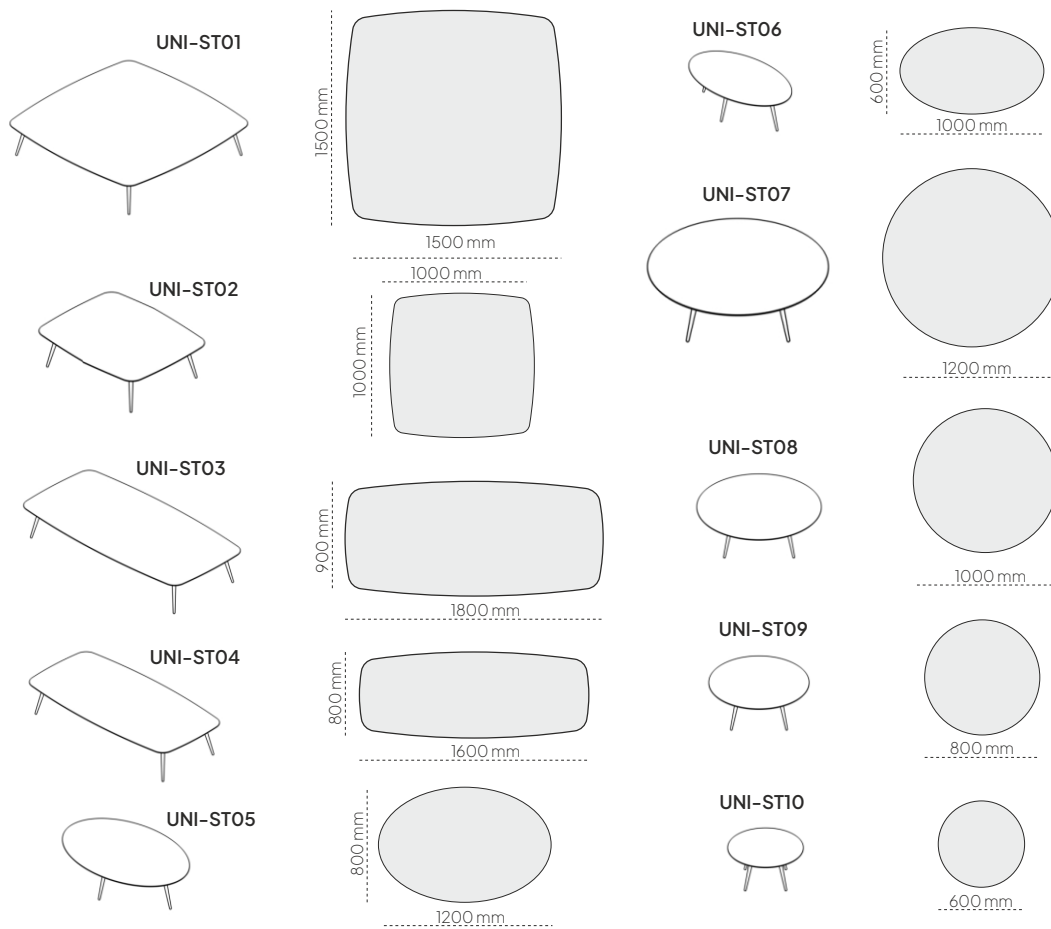
HONI



GEO

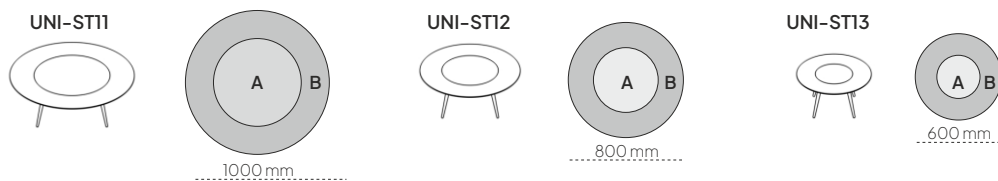
UNICO - STOLIKI KAWOWE

H-450, 350, 300 mm



UNICO DUO - STOLIKI KAWOWE

H-450, 350, 300 mm



A- PIETRA DI SAVOIA GRIGIO MAT
B- OSSIDO BRUNO MAT

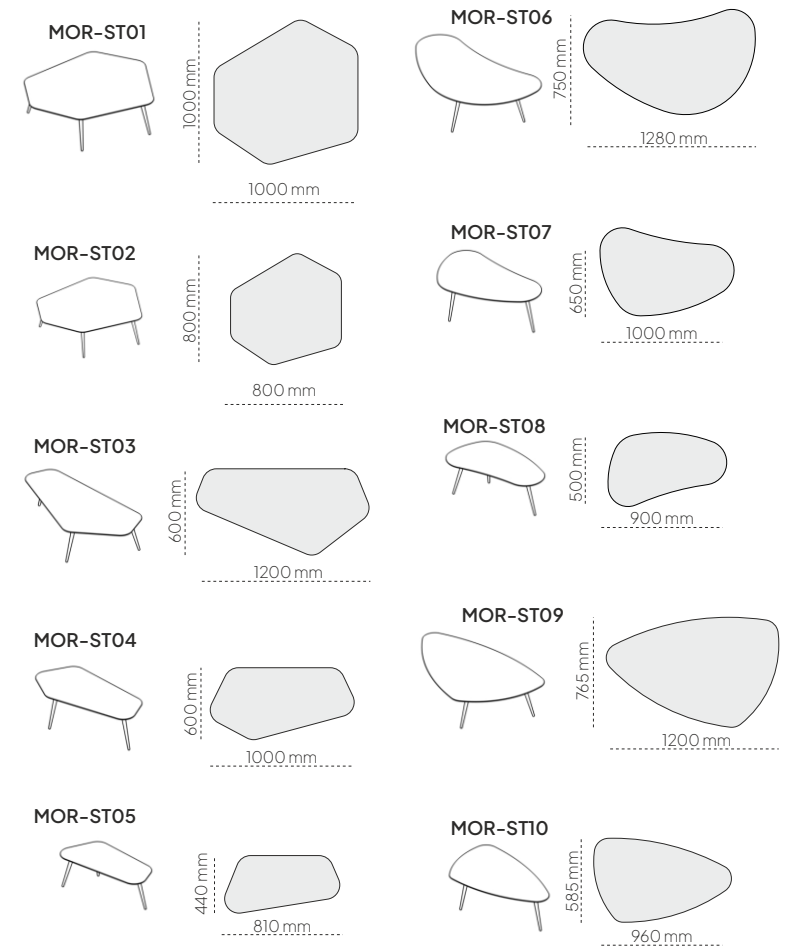
BSP-12M
BSP-15M

A- NOIR DESIR POLER
B- CALACATTA ORO VENATO POLER

BSP-05P
BSP-10P

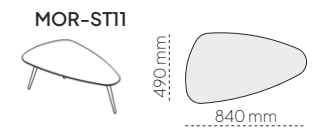
MORLO - STOLIKI KAWOWE

H-450, 350, 300 mm



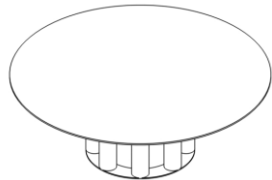
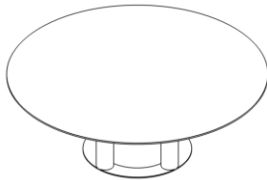

Kolekcja Sall i Loomi - na zamówienie są dostępne inne rozmiary stolików kawowych w stali nierdzewnej i mosiądzu.

Kolekcja Morlo i Unico - na zamówienie są dostępne inne rozmiary blatów.

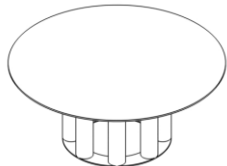
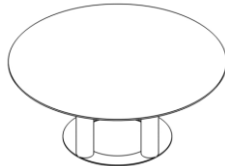



**HIOORO**

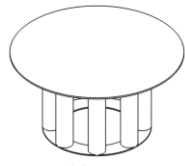

STOLIKI KAWOWE / rozmiary i kształty

ZUCCO ART**ZUCCO****STOLIKI KAWOWE**500 mm
H - 400 mm
ZUC-ST01500 mm
H - 400 mm
ZUC-ST02

1200 mm

500 mm
H - 400 mm
ZUC-ST01500 mm
H - 400 mm
ZUC-ST02

1000 mm

500 mm
H - 400 mm
ZUC-ST01500 mm
H - 400 mm
ZUC-ST02

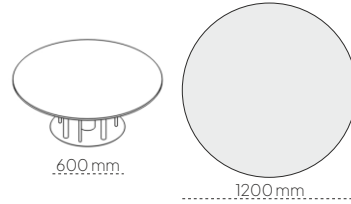
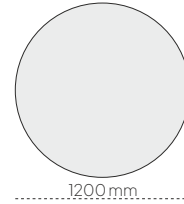
800 mm

400 mm
H - 500 mm
ZUC-ST03400 mm
H - 400 mm
ZUC-ST04

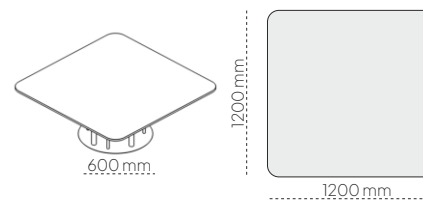
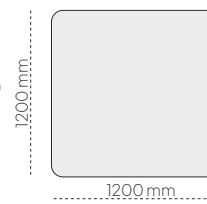
500 mm



600 mm

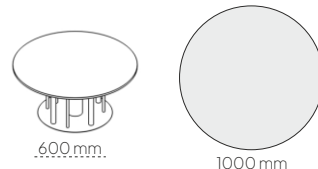
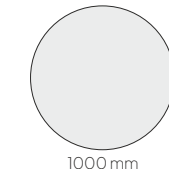
BELLS - STOLIKI KAWOWE600 mm
H - 450, 400 mm
BEL-ST01

1200 mm

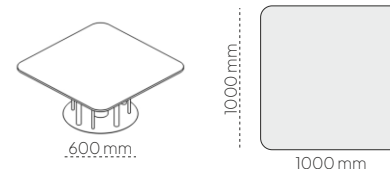
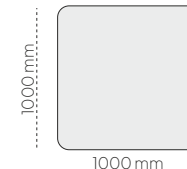
600 mm
H - 450, 400 mm
BEL-ST01

1200 mm

1200 mm

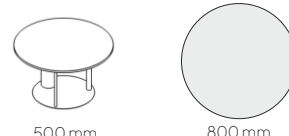
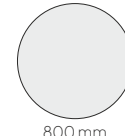
600 mm
H - 450, 400 mm
BEL-ST01

1000 mm

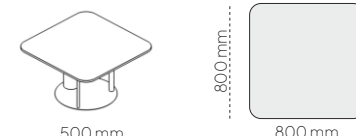
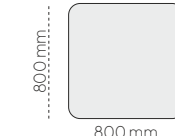
600 mm
H - 450, 400 mm
BEL-ST01

1000 mm

1000 mm

500 mm
H - 450, 400, 350 mm
BEL-ST02

800 mm

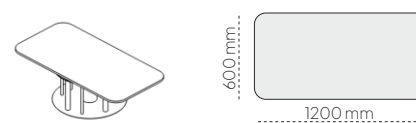
500 mm
H - 450, 400, 350 mm
BEL-ST02

800 mm

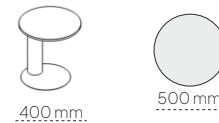

800 mm

500 mm
H - 450, 400 mm
BEL-ST02500 mm
BEL-ST03

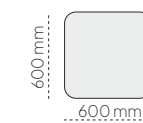
600 mm

600 mm
H - 450, 400, 350 mm
BEL-ST01

1200 mm

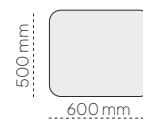
400 mm
H - 530, 450 mm
BEL-ST04

500 mm

500 mm
H - 530, 450 mm
BEL-ST02

600 mm

600 mm

500 mm
H - 530, 450 mm
BEL-ST03

500 mm

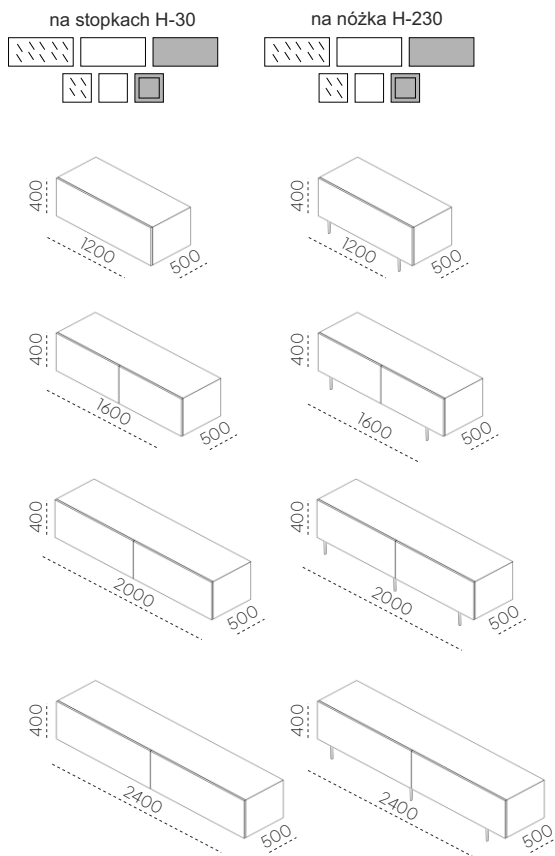
600 mm

300 mm
H - 450 mm
BEL-ST05260 mm
H - 500 mm
BEL-ST06220 mm
H - 550 mm
BEL-ST07**STOLIKI BELLS**
STELAŻE I BLATY LAKIEROWANE
W JEDNYM KOLORZE LAKIERU:
STE-12,13,14,15,16500 mm
BEL-ST08400 mm
BEL-ST09300 mm
H - 450 mm
BEL-ST10260 mm
H - 500 mm
BEL-ST11220 mm
H - 550 mm
BEL-ST12Kolekcja Bells - na zamówienie
są dostępne inne rozmiary blatów.

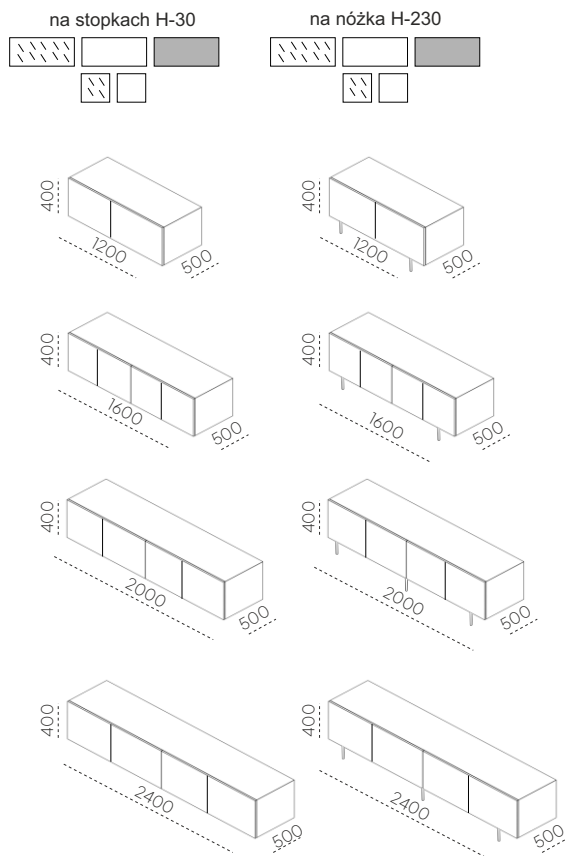
FANN

SZAFKI RTV

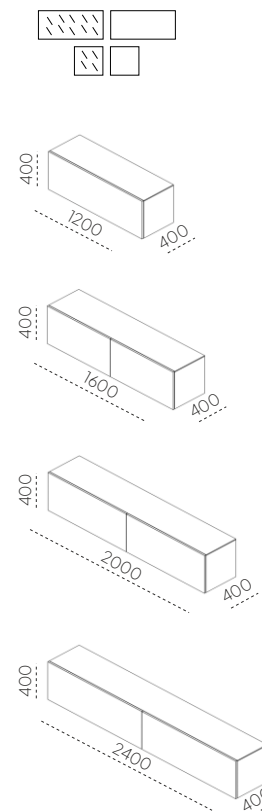
SZAFKI STOJĄCE / KLAPY OTWIERANE



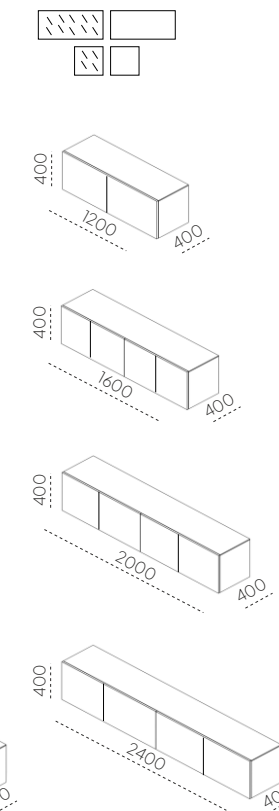
SZAFKI STOJĄCE / FRONTY OTWIERANE



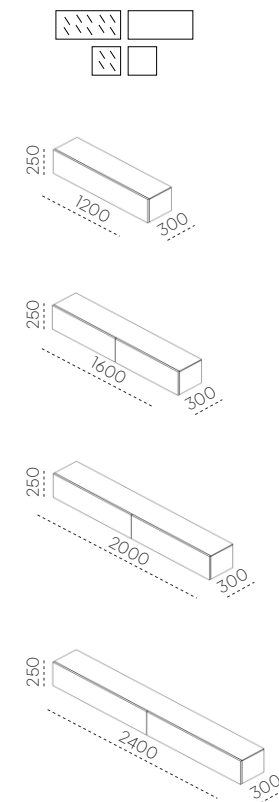
SZAFKI WISZĄCE KLAPY OTWIERANE



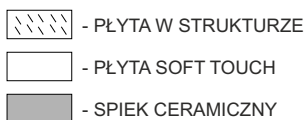
SZAFKI WISZĄCE FRONTY OTWIERANE




SZAFKI WISZĄCE KLAPY OTWIERANE



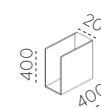
KORPUS (RODZAJ MATERIAŁU):



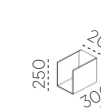
FRONT / KLAPA (RODZAJ MATERIAŁU):



PÓŁKA WISZĄCA METALOWA

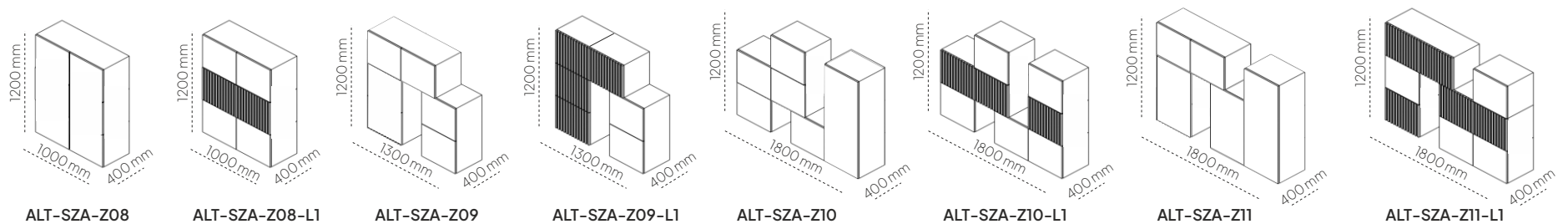
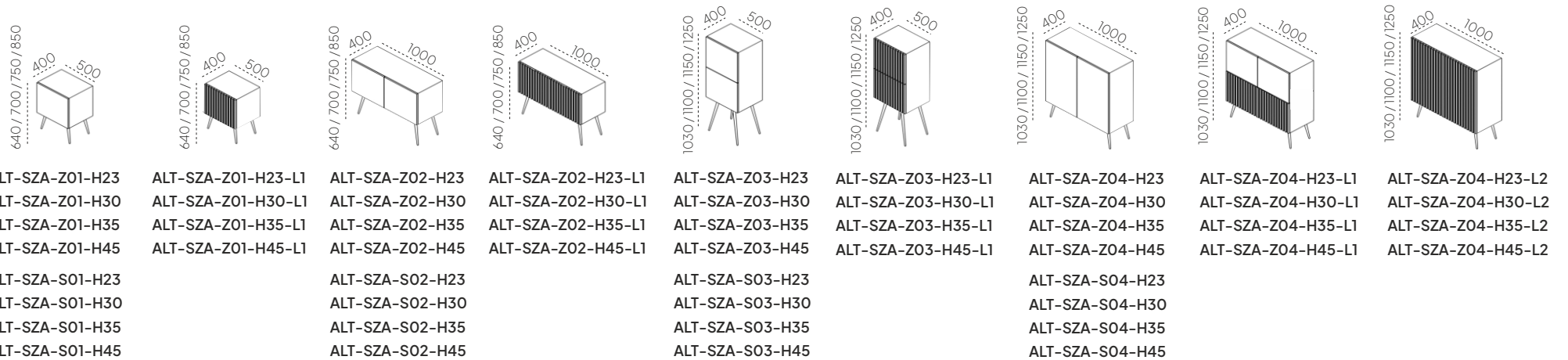
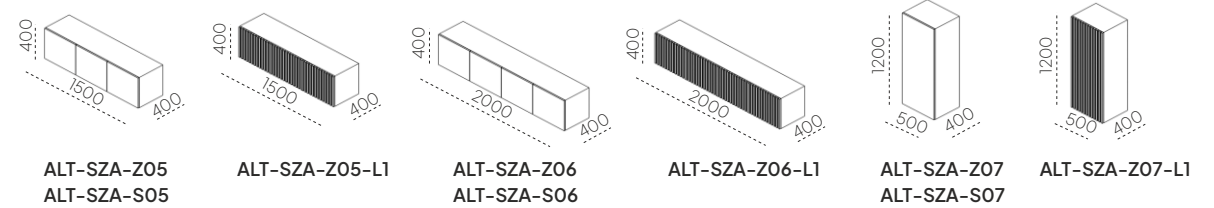
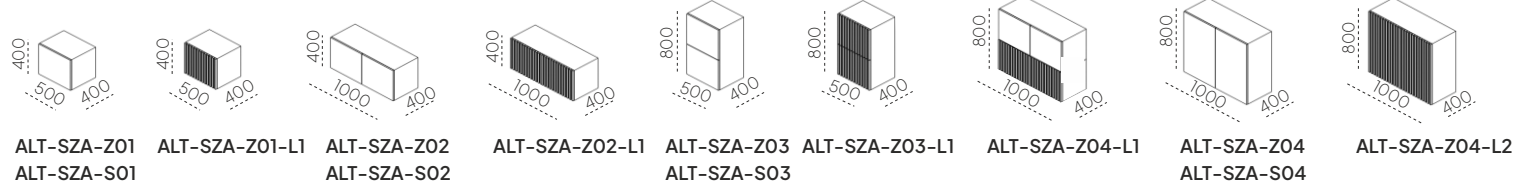


PÓŁKA WISZĄCA METALOWA



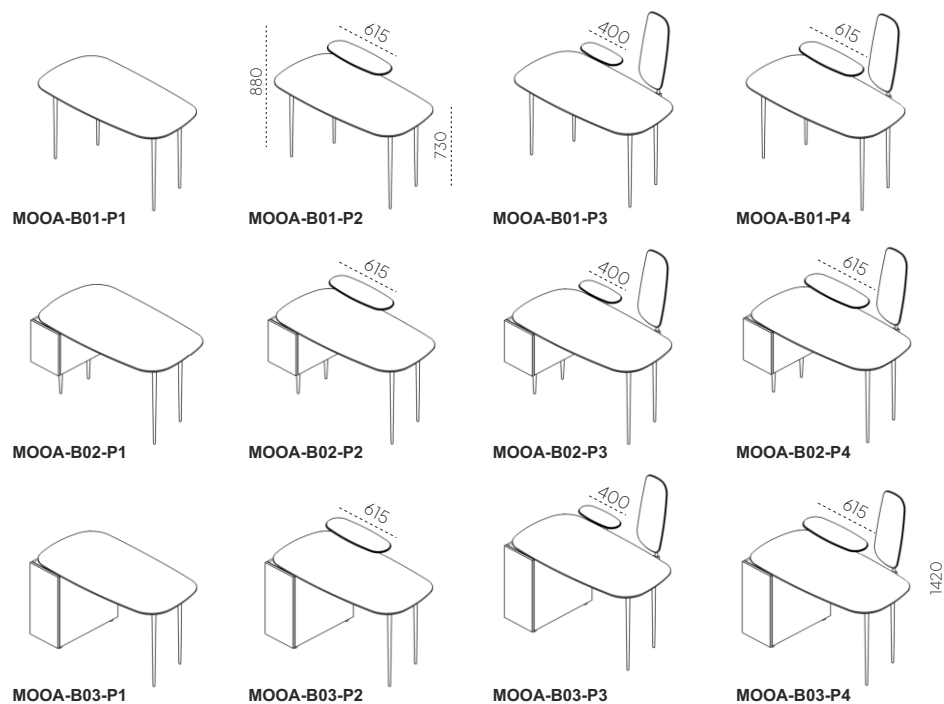
ALTON

SZAFKI

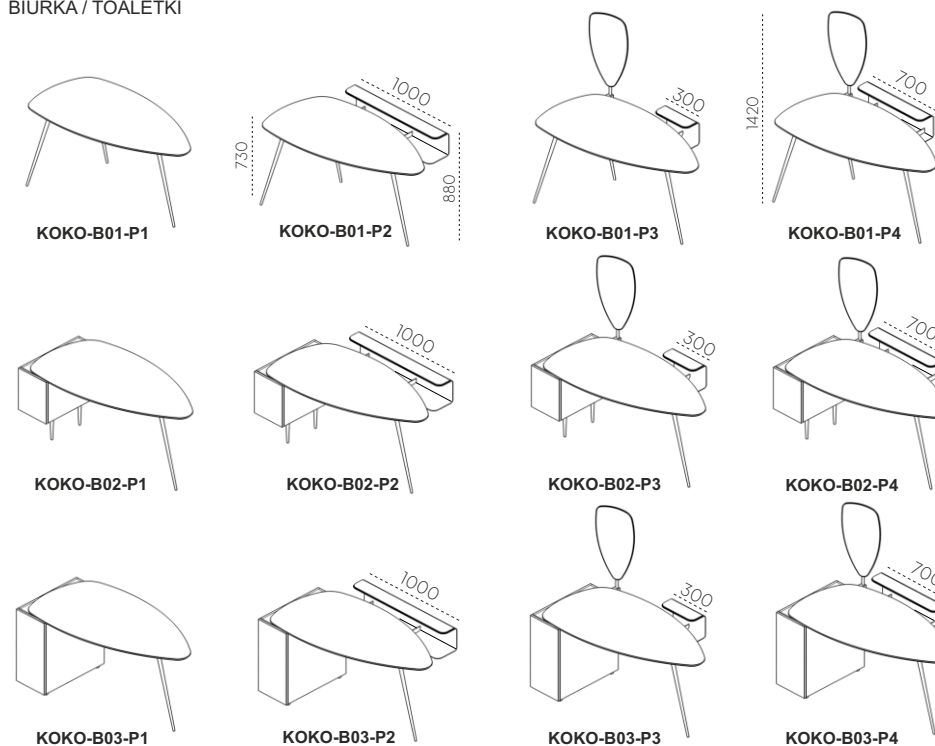


MOOA

BIURKA / TOALETKI

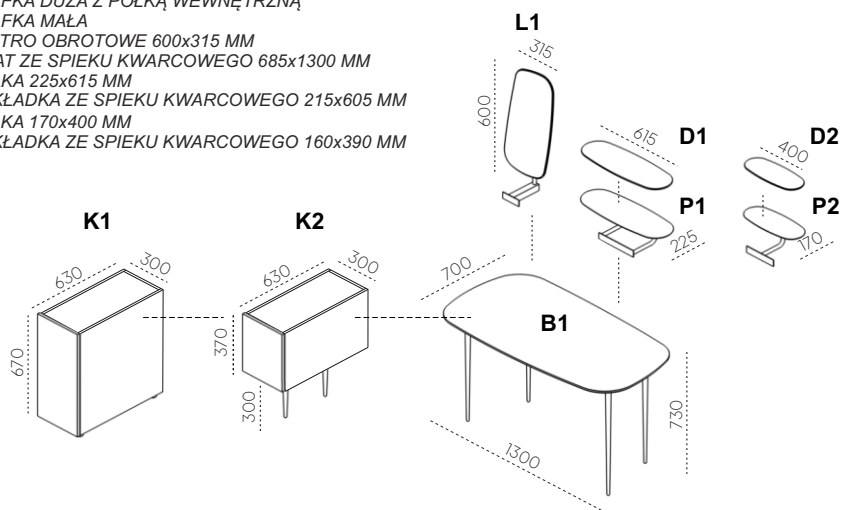


BIURKA / TOALETKI



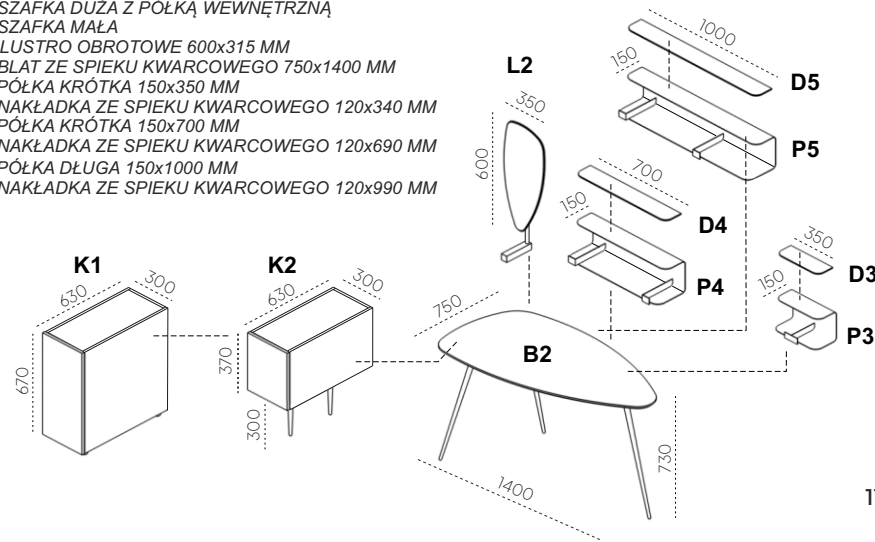
ELEMENTY SKŁADOWE BIURKA / TOALETKI

- K1 - SZAFKA DUŻA Z PÓLKĄ WEWNĘTRZNĄ
- K2 - SZAFKA MAŁA
- L1 - LUSTRO OBROTOWE 600x315 MM
- B1 - BLAT ZE SPIEKU KWARCOWEGO 685x1300 MM
- P1 - PÓŁKA 225x615 MM
- D1 - NAKŁADKA ZE SPIEKU KWARCOWEGO 215x605 MM
- P2 - PÓŁKA 170x400 MM
- D2 - NAKŁADKA ZE SPIEKU KWARCOWEGO 160x390 MM

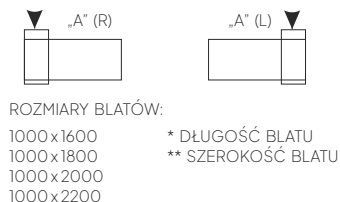
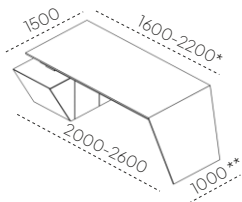


ELEMENTY SKŁADOWE BIURKA / TOALETKI

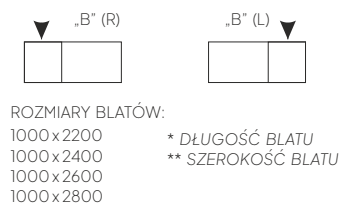
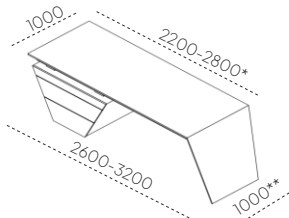
- K1 - SZAFKA DUŻA Z PÓLKĄ WEWNĘTRZNĄ
- K2 - SZAFKA MAŁA
- L2 - LUSTRO OBROTOWE 600x315 MM
- B2 - BLAT ZE SPIEKU KWARCOWEGO 750x1400 MM
- P3 - PÓŁKA KRÓTKA 150x350 MM
- D3 - NAKŁADKA ZE SPIEKU KWARCOWEGO 120x340 MM
- P4 - PÓŁKA KRÓTKA 150x700 MM
- D4 - NAKŁADKA ZE SPIEKU KWARCOWEGO 120x690 MM
- P5 - PÓŁKA DŁUGA 150x1000 MM
- D5 - NAKŁADKA ZE SPIEKU KWARCOWEGO 120x990 MM



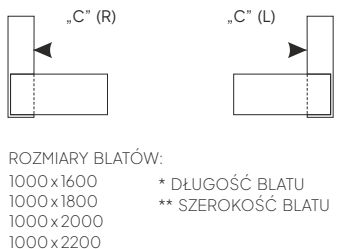
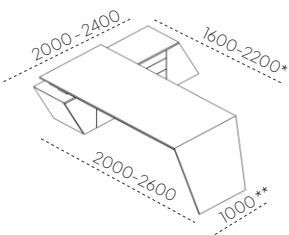
UKŁAD „A” PRAWY/LEWY ROZMIAR SZAFKI: **PRAWY** **LEWY**
1500x600x610 **LIB-B01-P1** **LIB-B01-L1**
3 SZUFLADY / 2 FRONTY



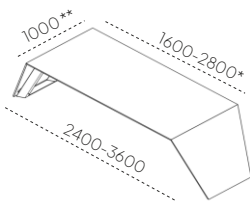
UKŁAD „B” PRAWY/LEWY ROZMIAR SZAFKI: **PRAWY** **LEWY**
1170x1000x610 **LIB-B02-P1** **LIB-B02-L1**
3 SZUFLADY



UKŁAD „C” PRAWY/LEWY ROZMIAR SZAFKI: **PRAWY** **LEWY**
2000x500x610 **LIB-B03-P1** **LIB-B03-L1**
2400x500x610 **LIB-B04-P1** **LIB-B04-L1**
3 SZUFLADY / 3 FRONTY



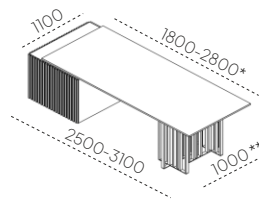
STÓŁ KONFERENCYJNY



ROZMIARY BLATÓW:
1000x1600
1000x1800
1000x2000
1000x2200
1000x2400
1000x2600
1000x2800

* DŁUGOŚĆ BLATU
** SZEROKOŚĆ BLATU

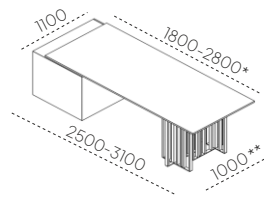
UKŁAD „A” PRAWY/LEWY ROZMIAR SZAFKI: **PRAWY** **LEWY**
800x1000x630 **ALT-B03-P2** **ALT-B03-L2**
2 SZUFLADY / LAMELE **ALT-B03-P4** **ALT-B03-L4**
3 SZUFLADY / LAMELE



ROZMIARY BLATÓW:
1000x1800
1000x2000
1000x2200
1000x2400
1000x2600
1000x2800

* DŁUGOŚĆ BLATU
** SZEROKOŚĆ BLATU

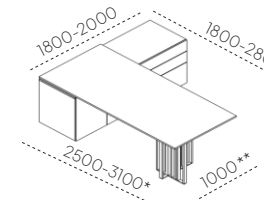
UKŁAD „B” PRAWY/LEWY ROZMIAR SZAFKI: **PRAWY** **LEWY**
800x1000x630 **ALT-B03-P1** **ALT-B03-L1**
2 SZUFLADY **ALT-B03-P3** **ALT-B03-L3**
3 SZUFLADY **ALT-B03-P1-D** **ALT-B03-L1-D**
2 SZUFLADY / DEKOR **ALT-B03-P3-D** **ALT-B03-L3-D**
3 SZUFLADY / DEKOR



ROZMIARY BLATÓW:
1000x1800
1000x2000
1000x2200
1000x2400
1000x2600
1000x2800

* DŁUGOŚĆ BLATU
** SZEROKOŚĆ BLATU

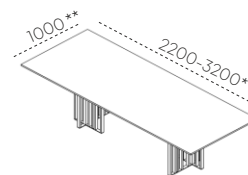
UKŁAD „C” PRAWY/LEWY ROZMIAR SZAFKI: **PRAWY** **LEWY**
1800x500x630 **ALT-B04-P1** **ALT-B04-L1**
3 SZUFLADY / 2 FRONTY **ALT-B04-P2** **ALT-B04-L2**
3 SZUFLADY / 2 FRONTY - LAMELE



ROZMIARY BLATÓW:
1000x1800
1000x2000
1000x2200
1000x2400
1000x2600
1000x2800


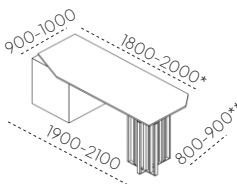
* DŁUGOŚĆ BLATU
** SZEROKOŚĆ BLATU

STÓŁ KONFERENCYJNY



* DŁUGOŚĆ BLATU
** SZEROKOŚĆ BLATU

UKŁAD „D” PRAWY/LEWY ROZMIAR SZAFKI: **PRAWY** **LEWY**
600x700x630 **ALT-B01-P1** **ALT-B01-L1**
1 SZUFLADA / 1 FRONT **ALT-B01-P2** **ALT-B01-L2**
3 SZUFLADY **ALT-B01-P1-D** **ALT-B01-L1-D**
1 SZUFLADA / 1 FRONT / DEKOR **ALT-B01-P2-D** **ALT-B01-L2-D**
3 SZUFLADY / DEKOR

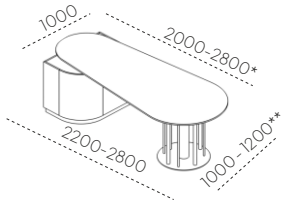


ROZMIARY BLATÓW:
1000x2200 1200x2200 1100x2200
1000x2400 1200x2400 1100x2400
1000x2600 1200x2600 1100x2600
1000x2800 1200x2800 1100x2800
1000x3000 1200x3000 1100x3000
1000x3200 1200x3200 1100x3200

*DŁUGOŚĆ BLATU
**SZEROKOŚĆ BLATU

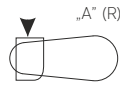
UKŁAD „A1” PRAWY/LEWY

ROZMIAR SZAFKI:
1000x500x700



PRAWY

BEL-B01-P1
2 SZUFLADY / 1 FRONT
BEL-B01-P2
3 SZUFLADY / 1 FRONT



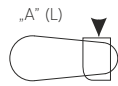
ROZMIARY BLATÓW:

1000 x 2000
1000 x 2200
1000 x 2400
1000 x 2600
1000 x 2800

* DŁUGOŚĆ BLATU
** SZEROKOŚĆ BLATU

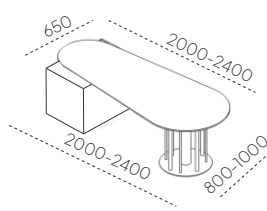
LEWY

BEL-B01-L1
BEL-B01-L2



UKŁAD „A2” PRAWY/LEWY

ROZMIAR SZAFKI:
600x650x700



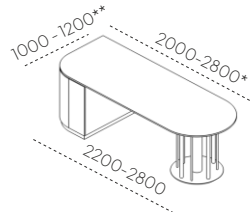
PRAWY

BEL-B02-P1
2 SZUFLADY / 1 FRONT
BEL-B02-P2
3 SZUFLADY / 1 FRONT

LEWY
BEL-B02-L1
2 SZUFLADY / 1 FRONT
BEL-B02-L2
3 SZUFLADY / 1 FRONT

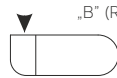
UKŁAD „B” PRAWY/LEWY

ROZMIAR SZAFKI:
1000x500x700



PRAWY

BEL-B03-P1
2 SZUFLADY / 1 FRONT
BEL-B03-P2
3 SZUFLADY / 1 FRONT

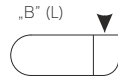


ROZMIARY BLATÓW:
1000 x 2000
1000 x 2200
1000 x 2400
1000 x 2600
1000 x 2800

* DŁUGOŚĆ BLATU
** SZEROKOŚĆ BLATU

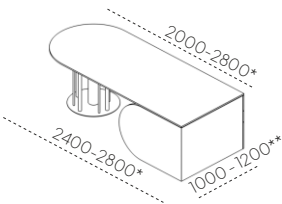
LEWY

BEL-B03-L1
BEL-B03-L2



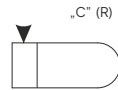
UKŁAD „C” PRAWY/LEWY

ROZMIAR SZAFKI:
1000x600x700



PRAWY

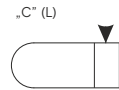
BEL-B04-P1
2 SZUFLADY
BEL-B04-P2
3 SZUFLADY



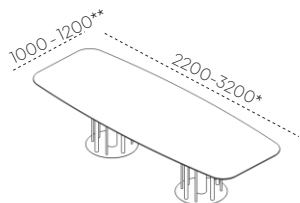
ROZMIARY BLATÓW:
1000 x 2000
1000 x 2200
1000 x 2400

LEWY

BEL-B04-L1
BEL-B04-L2



STÓŁ KONFERENCYJNY



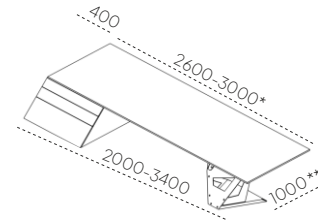
ROZMIARY BLATÓW:
1000 x 2200
1000 x 2400
1000 x 2600
1000 x 2800
1000 x 3000
1000 x 3200

* DŁUGOŚĆ BLATU
** SZEROKOŚĆ BLATU

1100 x 2200 1200 x 2200
1100 x 2400 1200 x 2400
1100 x 2600 1200 x 2600
1100 x 2800 1200 x 2800
1100 x 3000 1200 x 3000
1100 x 3200 1200 x 3200

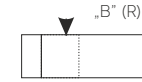
UKŁAD „A” PRAWY/LEWY

ROZMIAR SZAFKI:
1500x1000x700



PRAWY

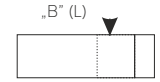
SIL-B01-P1
3 SZUFLADY



ROZMIARY BLATÓW:
1000 x 2600
1000 x 2800
1000 x 3000

LEWY

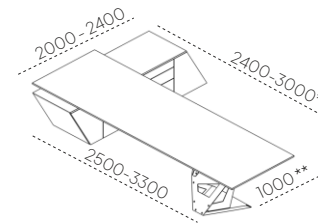
SIL-B01-L1



* DŁUGOŚĆ BLATU
** SZEROKOŚĆ BLATU

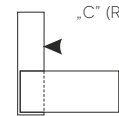
UKŁAD „B” PRAWY/LEWY

ROZMIAR SZAFKI:
2000x500x700
2400x500x700



PRAWY

SIL-B02-P1
SIL-B03-P1
3 SZUFLADY / 3 FRONTY

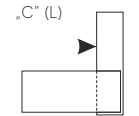


ROZMIARY BLATÓW:
1000 x 2400
1000 x 2600
1000 x 2800

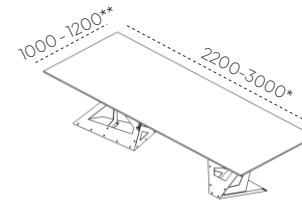
* DŁUGOŚĆ BLATU
** SZEROKOŚĆ BLATU

LEWY

SIL-B02-L1
SIL-B03-L1



STÓŁ KONFERENCYJNY

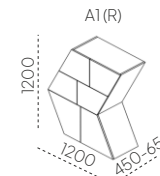


ROZMIARY BLATÓW:
1000 x 2200 1200 x 2200
1000 x 2400 1200 x 2400
1000 x 2600 1200 x 2600
1000 x 2800 1200 x 2800
1000 x 3000 1200 x 3000

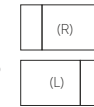
* DŁUGOŚĆ BLATU
** SZEROKOŚĆ BLATU

SZAFKI

SZAFKA A1: PRAWA/LEWA



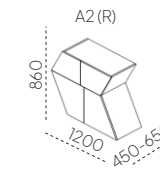
ROZMIARY SZAFEK :



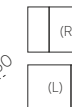
1200 x 1200 x 450
1200 x 1200 x 550
1200 x 1200 x 650

SIL-SZA02-P1
SIL-SZA02-P2
SIL-SZA02-P3 **SIL-SZA02-L1**
SIL-SZA02-L2
SIL-SZA02-L3

SZAFKA A2: PRAWA/LEWA

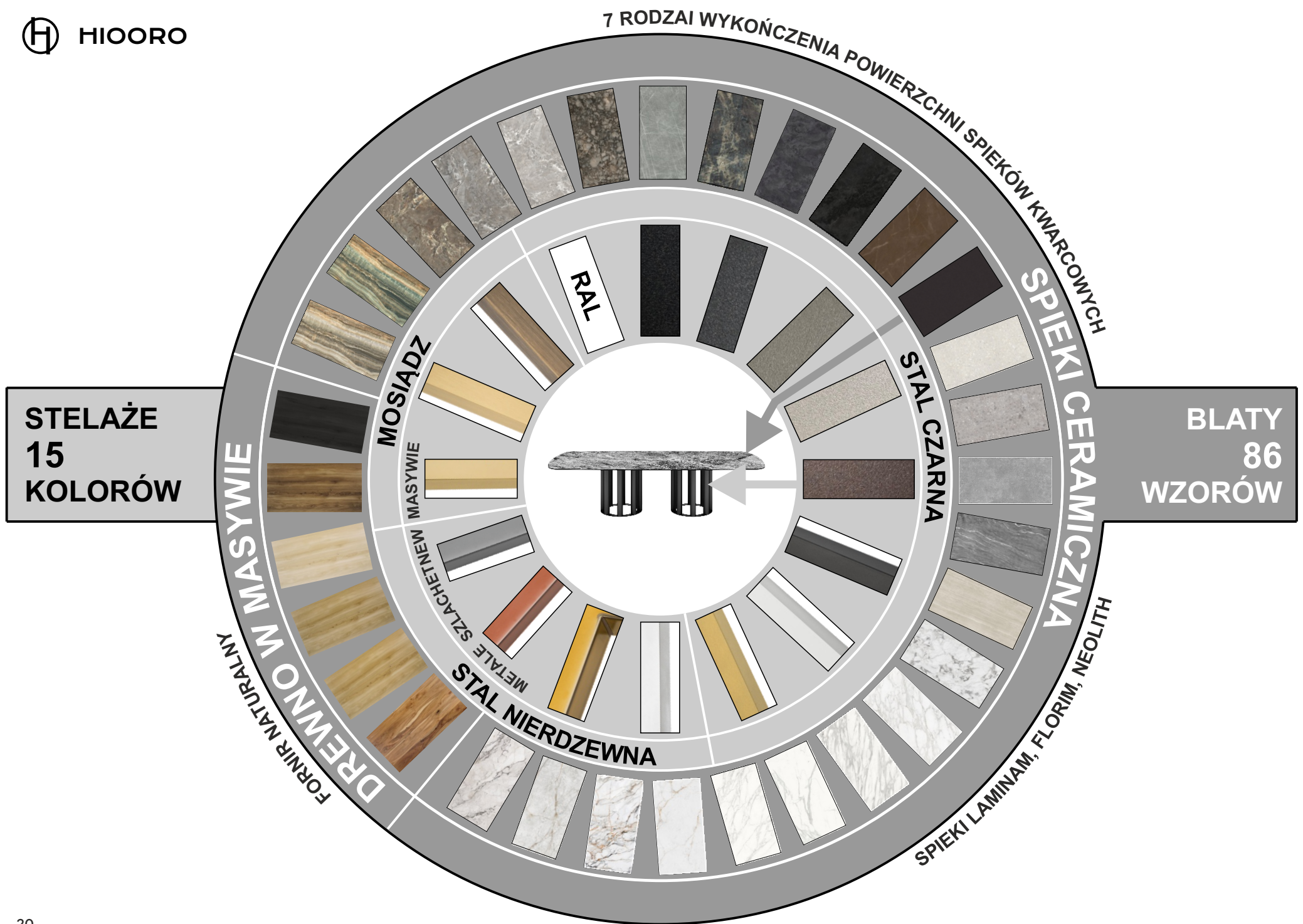


ROZMIARY SZAFEK :



1020 x 860 x 450
1020 x 860 x 550
1020 x 860 x 650

SIL-SZA01-P1
SIL-SZA01-P2
SIL-SZA01-P3 **SIL-SZA01-L1**
SIL-SZA01-L2
SIL-SZA01-L3





GRUPY CENOWE I DOSTĘPNOŚĆ SPIEKÓW KWARCOWYCH DLA POSZCZEGÓLNYCH GRUP PRODUKTOWYCH

KOD PRODUKTU / WYKOŃCZENIE POWIERZCHNI							NAZWA SPIEKU	PRODUCENT SPIEKU	STOŁY DUŻE	MEBLE BIUROWE	STOŁY MAŁE	STOLIKI KAWOWE	KONSOLE	REGAŁY	BIURKA I TOALETKI	SZAFKI RTV
MAT	SATYNA	POLER	SILK	SLATE	RIVERWASHED	ULTRASOFT										
BSP-01 M	-	BSP-01 P	-	-	-	-	STATUARIO VENATO	LAMINAM	2	2	2	2	2	2	2	2
BSP-05 M	-	BSP-05 P	-	-	-	-	NOIR DESIR	LAMINAM	2	2	2	2	2	2	2	2
BSP-10 M	-	BSP-10 P	-	-	-	-	CALACATTA ORO VENATO	LAMINAM	2	2	2	2	2	2	2	2
BSP-11	-	-	-	-	-	-	PIETRA DI SAVOIA PERLA	LAMINAM	1	1	1	1	1	1	1	1
BSP-12	-	-	-	-	-	-	PIETRA DI SAVOIA GRIGIA	LAMINAM	1	1	1	1	1	1	1	1
BSP-13	-	-	-	-	-	-	PIETRA DI SAVOIA ANTRACITE	LAMINAM	1	1	1	1	1	1	1	1
BSP-14	-	-	-	-	-	-	OSSIDO NERO	LAMINAM	1	1	1	1	1	1	1	1
BSP-15	-	-	-	-	-	-	OSSIDO BRUNO	LAMINAM	1	1	1	1	1	1	1	1
BSP-18 M	BSP-18 S	BSP-18 P	-	-	-	-	INVISIBLE WHITE	LAMINAM	2	2	2	2	2	2	2	2
BSP-19 M	-	BSP-19 P	-	-	-	-	STATUARIETTO	LAMINAM	2	2	2	2	2	2	2	2
BSP-20 M	-	BSP-20 P	-	-	-	-	PIETRA GREY	LAMINAM	2	2	2	2	2	2	2	2
BSP-21 M	-	BSP-21 P	-	-	-	-	NERO GRECO	LAMINAM	2	2	2	2	2	2	2	2
BSP-22 M	-	BSP-22 P	-	-	-	-	EMPERADOR	LAMINAM	2	2	2	2	2	2	2	2
BSP-24	-	-	-	-	-	-	OSSIDO VERDERAME	LAMINAM	1	1	1	1	1	1	1	1
-	-	BSP-25 P	-	-	-	-	B&W BREACH	FLORIM	4	4	2	2	2	2	2	2
BSP-26 M	-	BSP-26 P	-	-	-	-	B&W FRAGMENT	FLORIM	4	4	-	-	-	-	-	-
BSP-27 M	-	BSP-27 P	-	-	-	-	B&W WAVE	FLORIM	4	4	-	-	-	-	-	-
BSP-28 M	-	BSP-28 P	-	-	-	-	BIJOUX BRECHE CAPAYA	FLORIM	4	4	-	-	-	-	-	-
BSP-29 M	-	BSP-29 P	-	-	-	-	BIJOUX CALACATTA ALTISSIMO	FLORIM	4	4	-	-	-	-	-	-
BSP-30 M	-	BSP-30 P	-	-	-	-	BIJOUX SODALITE BLEU	FLORIM	4	4	-	-	-	-	-	-
BSP-31 M	-	BSP-31 P	-	-	-	-	ETOILE ILLUSION	FLORIM	4	4	-	-	-	-	-	-
BSP-32 M	-	BSP-32 P	-	-	-	-	ETOILE RENIOR	FLORIM	4	4	-	-	-	-	-	-
-	-	BSP-33 P	-	-	-	-	ETOILE SYMPHONIE	FLORIM	4	4	2	2	2	2	2	2
-	-	BSP-34 P	-	-	-	-	MARQUINIA	LAMINAM	4	4	2	2	2	2	2	2
-	BSP-35 S	BSP-35 P	-	-	-	-	ONYX &MORE GOLDEN BLEND	FLORIM	4	4	-	-	-	-	-	-
-	BSP-36 S	BSP-36 P	-	-	-	-	ONYX &MORE SILVER BLEND	FLORIM	4	4	-	-	-	-	-	-
-	BSP-37 S	BSP-37 P	-	-	-	-	ONYX &MORE WHITE BLEND	FLORIM	4	4	2	2	2	2	2	2
BSP-38 M	-	BSP-38 P	-	-	-	-	PREXIOUS CHARMING AMBER	FLORIM	4	4	-	-	-	-	-	-
BSP-39 M	-	BSP-39 P	-	-	-	-	PREXIOUS DREAM ARABESQUE	FLORIM	4	4	-	-	-	-	-	-
BSP-40 M	-	BSP-40 P	-	-	-	-	STONE SAHARA NOIR	FLORIM	4	4	-	-	-	-	-	-
BSP-41 M	-	BSP-41 P	-	-	-	-	PREXIOUS THUNDER NIGHT	FLORIM	4	4	-	-	-	-	-	-
-	-	BSP-42 P	-	-	-	-	NOIR LAURENT	MATERIA	4	4	-	-	-	-	-	-
BSP-44 M	-	BSP-44 P	-	-	-	-	ORIGINES DE REX OR	FLORIM	4	4	-	-	-	-	-	-
BSP-47 M	BSP-47S	BSP-47 P	-	-	-	-	CALACATTA MICHAELANGELO	LAMINAM	2	2	2	2	2	2	2	2
BSP-48 M	-	BSP-48 P	-	-	-	-	REVES BLUE	FLORIM	4	4	-	-	-	-	-	-
BSP-49 M	-	BSP-49 P	-	-	-	-	REVES CHOCO	FLORIM	4	4	-	-	-	-	-	-
BSP-50 M	-	BSP-50 P	-	-	-	-	REVES NOISETTE	FLORIM	4	4	-	-	-	-	-	-
BSP-51 M	-	BSP-51 P	-	-	-	-	REVES PERLE	FLORIM	4	4	-	-	-	-	-	-
BSP-52 M	-	BSP-52 P	-	-	-	-	REVES ROSE	FLORIM	4	4	-	-	-	-	-	-
BSP-53 M	-	BSP-53 P	-	-	-	-	CALACATTA GOLD	FLORIM	4	4	-	-	-	-	-	-
BSP-54 M	-	BSP-54 P	-	-	-	-	HERITAGE AZURE	FLORIM	4	4	-	-	-	-	-	-
BSP-55 M	-	BSP-55 P	-	-	-	-	HERITAGE BROWN	FLORIM	4	4	-	-	-	-	-	-
BSP-56 M	-	BSP-56 P	-	-	-	-	HERITAGE CLOUD	FLORIM	4	4	-	-	-	-	-	-



GRUPY CENOWE I DOSTĘPNOŚĆ SPIEKÓW KWARCOWYCH DLA POSZCZEGÓLNYCH GRUP PRODUKTOWYCH																
KOD PRODUKTU / WYKOŃCZENIE POWIERZCHNI							NAZWA SPIEKU	PRODUCENT SPIEKU	STOŁY DUŻE	MEBLE BIUROWE	STOŁY MAŁE	STOLIKI KAWOWE	KONSOLE	REGAŁY	BIURKA I TOALETKI	SZAFKI RTV
MAT	SATYNA	POLER	SILK	SLATE	RIVERWASHED	ULTRASOFT										
BSP-57 M	-	BSP-57 P	-	-	-	-	HERITAGE EMERALD	FLORIM	4	4	-	-	-	-	-	-
BSP-58 M	-	BSP-58 P	-	-	-	-	HERITAGE FLAME	FLORIM	4	4	-	-	-	-	-	-
BSP-59 M	-	BSP-59 P	-	-	-	-	NATURE MOOD MOUNTAIN PEAK	FLORIM	4	4	2	2	2	2	2	2
BSP-60 M	-	BSP-60 P	-	-	-	-	NATURE MOOD GLACIER	FLORIM	4	4	-	-	-	-	-	-
BSP-61 M	-	BSP-61 P	-	-	-	-	NATURE MOOD RAINFOREST	FLORIM	4	4	-	-	-	-	-	-
BSP-62 M	-	BSP-62 P	-	-	-	-	NATURE MOOD TUNDRA	FLORIM	4	4	2	2	2	2	2	2
BSP-63 M	-	-	-	-	-	-	ARDESIA NERO MAT	LAMINAM	2	2	2	2	2	2	2	2
BSP-64 M	-	-	-	-	-	-	ARDESIA BIANCO MAT	LAMINAM	2	2	2	2	2	2	2	2
-	-	BSP-65 P	-	-	-	-	ECCENTRIC LUXE ALMOND	FLORIM	4	-	-	-	-	-	-	-
-	-	BSP-66 P	-	-	-	-	ECCENTRIC LUXE SAGE	FLORIM	4	-	-	-	-	-	-	-
-	-	BSP-67 P	-	-	-	-	ECCENTRIC LUXE MINT	FLORIM	4	-	-	-	-	-	-	-
-	-	BSP-68 P	-	-	-	-	ECCENTRIC LUXE CARMEL	FLORIM	4	-	-	-	-	-	-	-
-	-	-	-	BSP-69 SL	-	-	ONYX & MORE GOLDEN PORPHYRY	FLORIM	4	-	-	-	-	-	-	-
-	-	-	-	BSP-70 SL	-	-	ONYX & MORE SILVER PORPHYRY	FLORIM	4	-	-	-	-	-	-	-
-	-	-	-	BSP-71 SL	-	-	ONYX & MORE WHITE PORPHYRY	FLORIM	4	-	-	-	-	-	-	-
-	-	-	-	-	BSP-72 RW	-	RIVEDBED	FLORIM	4	-	-	-	-	-	-	-
-	-	-	BSP-73 SI	-	-	-	ZAHA STONE	NEOLITH	5	-	-	-	-	-	-	-
-	-	BSP-74 P	-	BSP-74 SL	-	-	AMAZONICO	NEOLITH	7	-	-	-	-	-	-	-
-	-	-	-	-	BSP-75 RW	-	KRATER	NEOLITH	5	-	-	-	-	-	-	-
-	-	-	-	BSP-76 SL	-	-	LAYLA	NEOLITH	6	-	-	-	-	-	-	-
-	-	-	BSP-77 SI	-	-	-	PULPIS	NEOLITH	6	-	-	-	-	-	-	-
-	-	-	-	-	BSP-78 RW	-	NERO ZIMBABWE	NEOLITH	6	-	-	-	-	-	-	-
-	-	-	BSP-79 SI	-	-	-	RETROSTONE	NEOLITH	5	-	-	-	-	-	-	-
-	-	-	BSP-80 SI	-	-	-	TERRAZO CEPPO	NEOLITH	5	-	-	-	-	-	-	-
-	-	-	BSP-81 SI	-	-	-	NEW YORK - NEW YORK	NEOLITH	6	-	-	-	-	-	-	-
-	-	-	-	BSP-82 SL	-	-	MAR DEL PLATA	NEOLITH	7	-	-	-	-	-	-	-
-	-	-	-	-	BSP-83 RW	-	STRATA ARGENTUM	NEOLITH	7	-	-	-	-	-	-	-
-	-	BSP-84 P	-	-	-	BSP-84 US	WHITEHEAVEN	NEOLITH	7	-	-	-	-	-	-	-
-	-	BSP-85 P	BSP-85 SI	-	-	BSP-85 US	CALACATTA ROYAL	NEOLITH	7	-	-	-	-	-	-	-
-	-	BSP-86 P	BSP-86 SI	-	-	BSP-86 US	CALACATTA GOLD	NEOLITH	7	-	-	-	-	-	-	-
-	-	BSP-87 P	BSP-87 SI	-	-	BSP-87 US	ESTATUARIO	NEOLITH	7	-	-	-	-	-	-	-
-	-	BSP-88 P	BSP-88 SI	-	-	BSP-88 US	CALACATTA	NEOLITH	7	-	-	-	-	-	-	-
-	-	BSP-89 P	BSP-89 SI	-	-	-	ABU DHABI WHITE	NEOLITH	7	-	-	-	-	-	-	-
-	-	BSP-90 P	-	-	-	BSP-90 US	CALACATTA LUXE	NEOLITH	7	-	-	-	-	-	-	-
-	-	BSP-91 P	-	-	-	BSP-91 US	HIMALAYA CRYSTAL	NEOLITH	7	-	-	-	-	-	-	-
-	-	BSP-92 P	BSP-92 SI	-	-	BSP-92 US	COLORADO DUNES	NEOLITH	7	-	-	-	-	-	-	-

SPIEKI CERAMICZNE



LAMINAM
SUPERIOR NATURAL SURFACES

1-7 GRUPY CENOWE SPIEKÓW DEDYKOWANE DO:


- STOŁÓW MAŁYCH
- STOLIKÓW KAWOWYCH
- KONSÓL
- REGAŁÓW
- BIUREK I TOALETEK
- SZAFEK RTV

1-7 GRUPY CENOWE SPIEKÓW DEDYKOWANE DO:

- MEBLI BIUROWYCH

1-7 GRUPY CENOWE SPIEKÓW DEDYKOWANE DO:

- STOŁÓW DUŻYCH




1-7 GRUPY CENOWE SPIEKÓW DEDYKOWANE DO:
 · STOŁÓW MAŁYCH
 · STOŁIKÓW KAWOWYCH
 · KONSÓL
 · REGAŁÓW
 · BIUREK I TOALETEK
 · SZAFEK RTV

1-7 GRUPY CENOWE SPIEKÓW DEDYKOWANE DO:
 · MEBLI BIUROWYCH

1-7 GRUPY CENOWE SPIEKÓW DEDYKOWANE DO:
 · STOŁÓW DUŻYCH

SAHARA NOIR **BSP-40**




4 4

ORIGINES DE REX OR **BSP-44**




4 4

REVES CHOCO **BSP-49**




4 4

REVES PERLE **BSP-52**




4 4

HERITAGE BROWN **BSP-55**



4 4

PREXIOUS THUNDER NIGHT **BSP-41**




4 4

CALACATTA MICHELANGELO **BSP-47**



2 4 2

REVES NOISETTE **BSP-50**



4 4

CALACATTA GOLD **BSP-53**




4 4

HERITAGE CLOUD **BSP-56**



4 4

NOIR LAURENT **BSP-42**



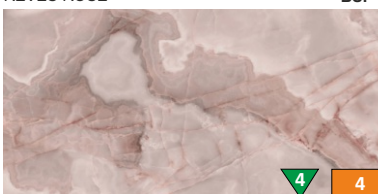
4 4

REVES BLUE **BSP-48**




4 4

REVES ROSE **BSP-51**




4 4

HERITAGE AZURE **BSP-54**



4 4

HERITAGE EMERALD **BSP-57**



4 4

LAMINAM
SUPERIOR NATURAL SURFACES

FLORIM
DESIGN IS OUR PASSION

1-7

GRUPY CENOWE SPIEKÓW DEDYKOWANE DO:

- STOŁÓW MAŁYCH
- STOŁIKÓW KAWOWYCH
- KONSOL
- REGAŁÓW
- BIUREK I TOALETEK
- SZAFEK RTV

1-7

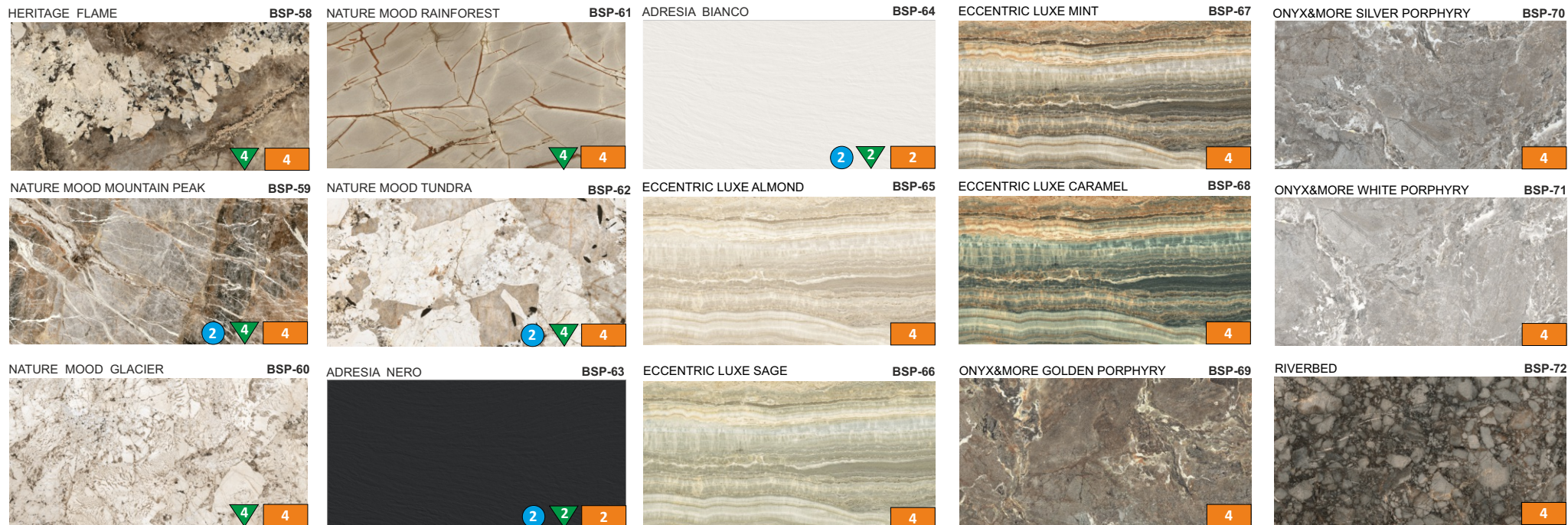
GRUPY CENOWE SPIEKÓW DEDYKOWANE DO:

- MEBLI BIUROWYCH

1-7

GRUPY CENOWE SPIEKÓW DEDYKOWANE DO:

- STOŁÓW DUŻYCH



1-7 GRUPY CENOWE SPIEKÓW DEDYKOWANE DO:
 · STOŁÓW MAŁYCH
 · STOLIKÓW KAWOWYCH
 · KONSOL
 · REGAŁÓW
 · BIUREK I TOALETEK
 · SZAFEK RTV


1-7 GRUPY CENOWE SPIEKÓW DEDYKOWANE DO:
 · MEBLI BIUROWYCH

1-7 GRUPY CENOWE SPIEKÓW DEDYKOWANE DO:
 · STOŁÓW DUŻYCH

LAMINAM
 SUPERIOR NATURAL SURFACES


FORIM
 DESIGN IS OUR PASSION

ZAHA STONE **BSP-73**



5

PULPIS **BSP-77**




6

NEW YORK-NEW YORK **BSP-81**



6

CALACATTA ROYALE **BSP-85**




7

ABU DHABI WHITE **BSP-89**




7

AMAZONICO **BSP-74**



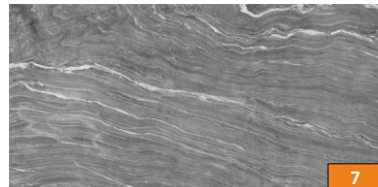
7

ZIMBABWE **BSP-78**




6

MAR DEL PLATA SLATE **BSP-82**



7

CALACATTA GOLD **BSP-86**




7

CALACATTA LUXE **BSP-90**




7

KRATER **BSP-75**



5

RETROSTONE **BSP-79**



5

STRATA ARGENTUM **BSP-83**




7

ESTUARIO E05 **BSP-87**




7

HIMALAYA CRYSTAL **BSP-91**




7

LAYLA **BSP-76**




6

TERRAZO CEPPO **BSP-80**




5

WHITEHAVEN **BSP-84**




7

CALACATTA **BSP-88**



7

COLORADO DUNES **BSP-92**




7

1-7 GRUPY CENOWE SPIEKÓW DEDYKOWANE DO:
 · STOŁÓW MAŁYCH
 · STOŁIKÓW KAWOWYCH
 · KONSOL
 · REGAŁÓW
 · BIUREK I TOALETEK
 · SZAFEK RTV

1-7 GRUPY CENOWE SPIEKÓW DEDYKOWANE DO:
 · MEBLI BIUROWYCH

1-7 GRUPY CENOWE SPIEKÓW DEDYKOWANE DO:
 · STOŁÓW DUŻYCH




PLA-01
BIANCO SOFT TOUCH




PLA-02
GRIS SOFT TOUCH




PLA-03
ANTRACITE SOFT TOUCH




PLA-04
NEGRO SOFT TOUCH




PLA-05
METAL COPPER SOFT TOUCH




PLA-06
METAL GOLD SOFT TOUCH




PLA-07
NOGAL ROSALES 03 STRUKTURA




PLA-08
COMO ASH 03 STRUKTURA



PLA-09
NOCCE 01 STRUKTURA



PLA-10
NOGAL ROSALES 02 STRUKTURA




PLA-11
BERNINI SOFT TOUCH



PLA-12
TITAN 03 STRUKTURA



PLA-13
BETON CRT STRUKTURA




PLA-14
TEXTIL PLATA TST STRUKTURA




PLA-15
TEXTIL ORO TST STRUKTURA




PLA-16
TEXTIL GRAFITO TST STRUKTURA




PLA-17 VR
VULCANO VERTICAL STRUKTURA




PLA-17 HR
VULCANO HORIZONTAL STRUKTURA



PLA-18
TAUPE SOFT TOUCH



PLA-19
BASALTO SOFT TOUCH



PLA-20
CASHMERE SOFT TOUCH

PŁYTA LAMINOWANA:

- SZAFKI RTV
- SZAFKI WOLNOSTOJĄCE
- PÓŁKI W REGAŁACH
- KONTENERKI W BIURKACH, TOALETKACH I MEBLACH BIUROWYCH

PŁYTA SOFT TOUCH ANTY-FINGER:
PLA-01, PLA-02, PLA-03, PLA-04, PLA-11
PLA-18, PLA-19, PLA-20

PŁYTA METALIZOWANA SOFT TOUCH:
PLA-05, PLA-06

PŁYTA W STRUKTURZE:
PLA-07, PLA-08, PLA-09, PLA-10, PLA-12,
PLA-13, PLA-14, PLA-15, PLA-16, PLA-17,



STE-01
STAL CZARNA KOLOR CZARNY MAT



STE-02
STAL CZARNA KOLOR BIAŁY MAT



STE-10
STAL CZARNA KOLOR ŻŁOTY PÓŁMAT



STE-03
STAL NIERDZEWNA POLEROWANA



STE-04
STAL NIERDZEWNA POLEROWANA IMITACJA MOSIĄDZU



BSZ-01
SZKŁO LAKIEROWANE BIAŁE 10/12 mm



BSZ-02
SZKŁO LAKIEROWANE CZARNE 10/12 mm




BSZ-03
SZKŁO ANTISOL BRĄZ 10/12 mm




BSZ-04
SZKŁO ANTISOL GRAFIT 10 mm




BSZ-05
SZKŁO BEZBARWNE OPTIWHITE 10/12 mm




BDR-02
DĄB JASNY 30/40 mm




BDR-08
DĄB JASNY BIELONY 30/40 mm




BDR-09
DĄB BRĄZ 30/40 mm



BDR-10
DĄB CZARNY 30/40 mm



BFO-01
FORNIR ORZECH 26 mm



BFO-02
FORNIR DĄB 26 mm



BFO-03
FORNIR DĄB SĘKATY 26 mm



STE-05
MOSIĄDZ POLEROWANY



STE-06
MOSIĄDZ SZLIFOWANY PÓŁMAT



STE-07
MOSIĄDZ SZLIFOWANY PATYNA




STE-08
STAL NIERDZEWNA POLEROWANA
IMITACJA MIEDZI



STE-11
STAL NIERDZEWNA POLEROWANA
IMITACJA CZARNEGO CHROMU



BMA-01
MARMUR EMPERADOR DARK 20 mm



STE-12
MARRONE MAT




STE-13
CHAMPAGNE MAT



STE-14
TERRA MAT




STE-15
GREY MAT



STE-16
CARBON MAT



BMA-02
MARMUR NERO MARQUINA 20 mm



BMA-03
MARMUR CARRARA PREMIUM 20 mm



01/2024



HIOORO

44-100 Gliwice ul. Łużycka 16

Telefon: +48 692 528 588

office@hiooro.eu

WWW.HIOORO.EU